

NEWGARDEN







CREA TORS

of outdoor & indoor moments





proud makers of the "be happy" spirit



MANUFACTURERS & designers of memories

“ Light is the first element of design, without it, there is no colour, shape or texture. Light is the magic ingredient that makes or modifies a space. We are, therefore, facing one of the most important elements for the creation of memories and experiences.”

Thomas E. Farin & Benjamin Noriega.



The power of the sun is unimaginable. It is capable of generating life, inspiring our personality or changing our state of mind in seconds. At Newgarden we know about its power. That is why, since our beginnings, its energy has been the protagonist in our products. This is why we have ensured that the majority of our designs are available with a solar option.

*sun is
our energy*

❤️ 89


❤️ 92

We recycle.

We reuse.

We reduce.

Nature is our mother and we love her as such. Newgarden works every day to improve all our processes in order to protect and care for our environment. We are not content just with all of our products being recyclable so we have designed several collections of lamps made exclusively from recycled materials.



sustainability
stories.

Nature Lovers.

ALL OUR PRODUCTS ARE 100% RECYCLABLE AND HAVE A LONG LIFE SPAN, HELPING TO REDUCE WASTE AND PROMOTING RESPONSIBLE CONSUMPTION. FOR EVERY LAMP IN THE GRETA OR GRETTA COLLECTION THAT WE MAKE, WE HELP TO GIVE A SECOND LIFE TO PLASTICS COLLECTED FROM SEAS AND OCEANS.

Handmade.

NATURAL FIBRES SUCH AS HEMP OR BAMBOO ARE WIDELY REPRESENTED IN OUR COLLECTION. BEING HANDMADE, THEY ARE ABLE TO TRANSPORT US TO NATURE AND TO THE MEDITERRANEAN JUST BY LOOKING AT THEM.

Think Local.

WE COLLABORATE WITH SPECIALISED LOCAL PRODUCERS WITHIN THEIR REGIONS - THIS HELPS THEIR ECONOMIES GROWTH AND SUPPORTS INFRASTRUCTURES DEVELOPMENT.

Light & Deco.

FLOOR LAMPS

OKINAWA	25
SANTORINI	27
NIZA 165	29
NIZA 230	31
AMALFI	33
LOLA SLIM 120 / 180	35
CHLOE PLANT	37
CHLOE 140	39
ROCKET 40 / 70 / 145	41
FITY 100 / 160	43
PANCHO	45
LOLA 110 / 165 / 200	47

CARMEN 110 / 165	49
FREDO 140 / 170	51
KONIKA 170	53
GRACE 140 / 170	55
OKINAWA LANTERN	57
SIROCO	59
HIAMA	61
BRUNA 165	63
KAKTUS	68
BALANS	69
GOA	69
CONTA 30 / 70	71
SAONA 30 / 70	73
SISINE 30 / 70	75
SARDINIA 30	76
SARDINIA 40	77
BOSSA 30	78
CHLOE 35	79
CANDY	81
NORAI SLIM 35	83
SHITAKE	84
GRETITA TABLE	85
LOLA SLIM 30	87
LOLA 20 LUX	89
PANCHITO	90
ROCKET 20	90

DECORATIVE

TABLE LAMPS

LOLA 20/30/45	91
HIAMA GARLAND	92
OKINAWA GARLAND	93
AURORA	94
ALBA	95
BRUNA	97
STELLA	98
LUCEO	99
CHELSEA	100
ALLEGRA	101
GARLAND LIFT	103
EDY	105
ELBA	107
SIMONA	108
CHIARA	109
CONTA	113
OKINAWA	111
POSITANO	112
BENIRRÁS	114
SAONA HANG	115
BOSSA, SISINE, CALOBRA, REONA	117
PIANETA	119
BITA	120
SORA	120
NORAI	121
CANDELA	122

GARLANDS

PORTABLE HANGS LAMPS

KURBY	122
NÓMADA	123
CUBY PLAY	123
BRUNA 80	62
GRETITA	65
GRETA	67
CHERRY MINI	125
CHERRY	127
PEPITA	129
PAQUITA	131
WALLY	133
CONTA WALL	135
BOSSA WALL	134
SISINE WALL	134
SAONA WALL	135
PETRA HANG	136
CLAUDY HANG	136
LOLA WALL	137
BULY WALL	137
BULY FAMILY	139
PETRA	140
CUBY FAMILY	141
PAPAYA 12	144
PAPAYA 30	145
PLAY DISK	147

SPEAKERS / PORTABLES

FUNCTIONAL

ESSENTIALS

SPECIAL POOL

Furniture.

RASA	157
FORMENTERA	159
NEW ISLAND	161
SET TARIDA	163
MALLORCA & CAPRI 75	164
MALLORCA & ITACA	165

CUBY	166
BORA	167
SICILIA	169
IBIZA	171
CRETA	171
PALMA BOTTLE RACH	174

WOODY	173
CORFU & CAPRI 110	175
PUFY & TAFY	176
CORFU 40 & CAPRI 40	177

Flowerpots.

AZALEA	181
HORTENSIA	183
MAGNOLIA	185
MELISA	187
FICUS	188
BAMBU	189
JARA	190

JUNCO	191
NARCISO	192
PALMA	193
GERBERA	194
CAMELIA	195
VIOLETA	196
JAZMIN	196


GIRASOL	197
CALENDULA	197
PETUNIA	197
CLAVEL	197
CAMOMILA	197
ROSA	198

PRODUCTS
(1) HIAMA (2) AURORA GARLAND (3) TARIDA SIT (4) NIZA 165
(5) TARIDA TAB (6) SANTORINI (7) HORTENSIA 30
(8) CHLOE 140 (9) RASA (10) SIROCO

holidays AT HOME



relaxing
**IN THE
GARDEN**



- PRODUCTS
(1) LUCEO (2) EDY (3) LOLA SLIM 30 (4) ITACA (5) MALLORCA SIT
(6) SIROCO (7) BULY 40 FLOATING (8) POSITANO (9) BOSSA HANG
(10) ALLEGRA (11) REONA (12) SISINE 30 (13) CAPRI 75

INSPIRATION | CREATE THE LOOK




1

2



3

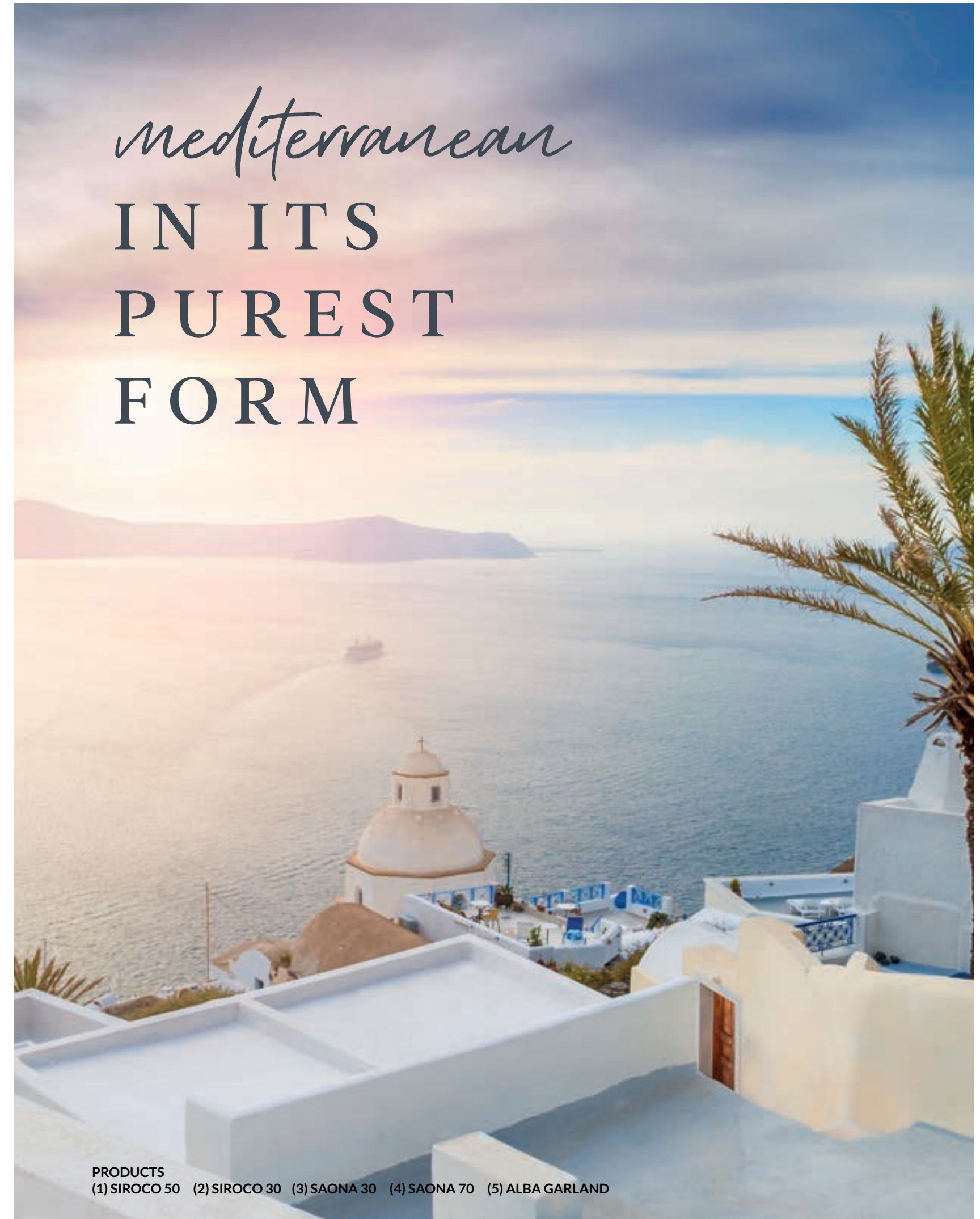
4



5

PRODUCTS
(1) SIROCO 50 (2) SIROCO 30 (3) SAONA 30 (4) SAONA 70 (5) ALBA GARLAND

Mediterranean
IN ITS
PUREST
FORM



paradise MODE ON

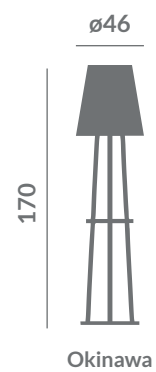


- PRODUCTS
(1) BRUNA 80 (2) BULY 30 (3) TARIDA SIT ARMS (4) SAONA HANG (5) CALOBRA HANG
(6) NIZA 230 (7) SISINE HANG (8) SAONA 70 (9) BOSSA 30 (10) TARIDA TAB
(11) AURORA GARLAND (12) LOLA 110 (13) FITY100 (14) FITY 160 (15) NORAI SLIM 35



Light &
Deco.





Okinawa.

Options

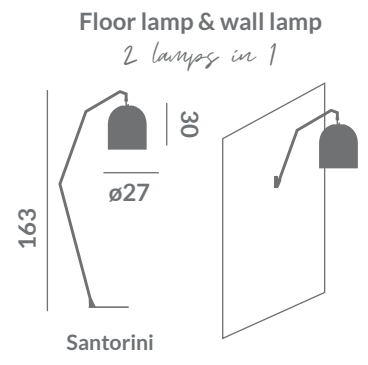
Light | Solar & battery


+ Info P. 224



Rechargeable Bulb
(Battery Version)






Options
Light | Battery 
+ Info P. 224



Santorini.



Niza 165.

Options

Light



Battery

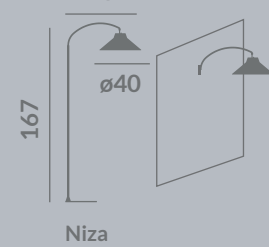


+ Info P. 223

Floor lamp & wall lamp

2 lamps in 1

73



Rechargeable Bulb
(Battery Version)



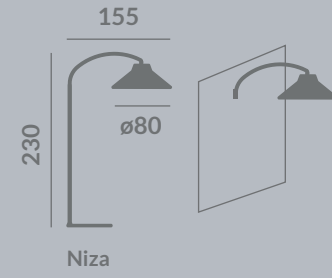
Niza 230.

Floor lamp & wall lamp
2 lamps in 1

Options

Light | Battery 


+ Info P. 223





Amalfi.

Technical specifications and options for the Amalfi lamp:



- Height: 148
- Shade diameter: $\varnothing 49$
- Options: Light | Battery 
- Label: Amalfi
- Reference: + Info P. 220




LOLA SLIM 120







Lola Slim.

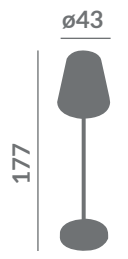
Options Light |  Solar & battery 

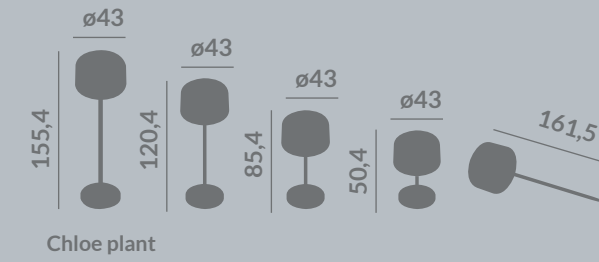
Lola Slim 120 + Info P. 223



Options Light |  Cable   Solar & battery 

Lola Slim 180 + Info P. 223



Options

Light | Solar & battery 

+ Info P. 221

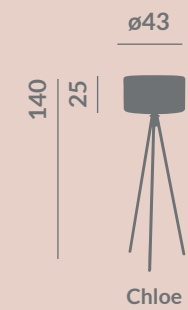


Chloe Plant.



Chloe I40.

Light & Deco - Floor lamps - Chloe I40

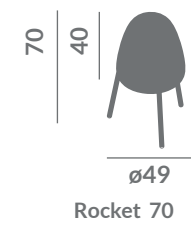


Options


- Light
- Cable
- Solar & battery 


+ Info P. 220

Rocket.





Options

- Light | Cable
Solar & battery 
- + Info P.224



Options

- Light | Cable
Solar & battery 
- + Info P.224

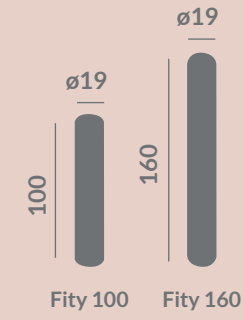


ROCKET 145



FITY 100

Fity.



Options

- Light
- Cable
- Battery

+ Info P. 221





Pancho.

61x43

139




Pancho

Options
Light

Cable Light
 Battery

+ Info P. 224






LOLA 110/165



LOLA 200



Lola.

Options

Light | Cable | Battery

+ Info P. 222, 223

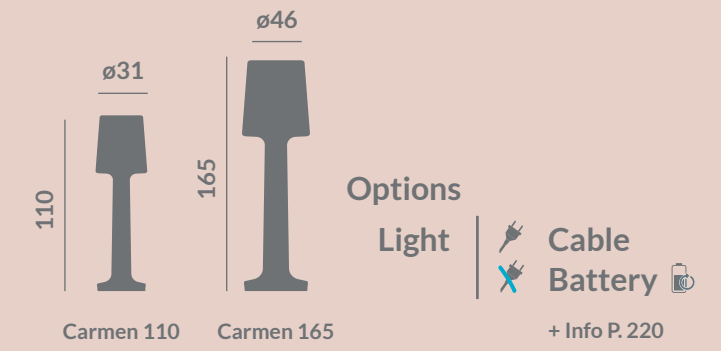


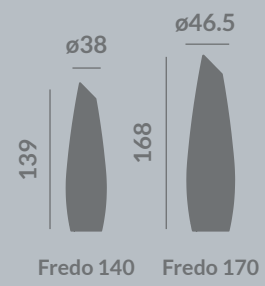
LOLA 165



CARMEN 165

Carmen.





Fredo.

Options

- Light
- Cable
- Battery

+ Info P. 221





Options

Light



Cable



Battery



+ Info P. 222

ø45.5

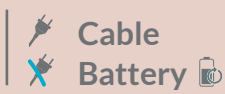
170



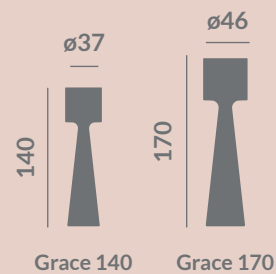
Konika 170



Options
Light



+ Info P. 222



Grace 140

Grace 170



GRACE 170/140



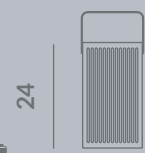
Grace.

Okinawa lantern.

Options

Light

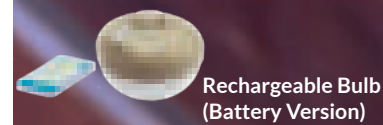
Solar & Battery



14,5 x 14,5

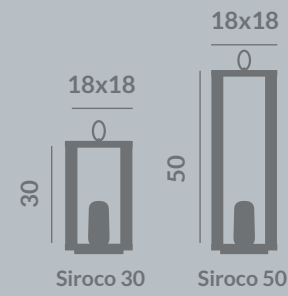
Okinawa lantern

+ Info P. 226



Rechargeable Bulb
(Battery Version)

Siroco.



Options

Light |  Battery 

+ Info P. 227



Hiama.

120
ø8,2
Hiama

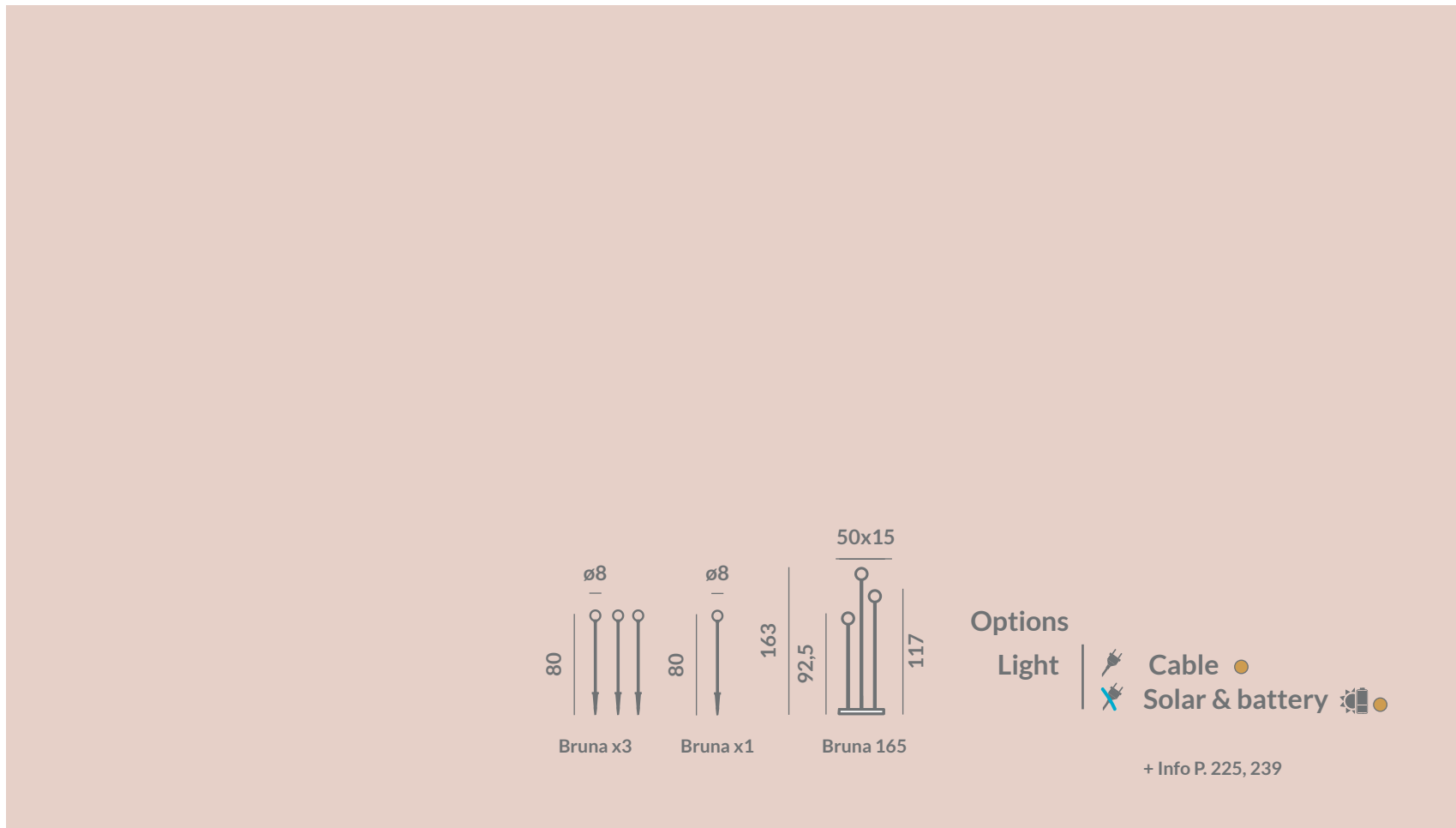
Options

Light |  Solar 

+ Info P. 240



 *Flame effect*



BRUNA 165



BRUNA



BRUNA x3




Options
Light | Solar |

+ Info P. 240

39
Ø7
Gretita

Gretita.



Made of recycled materials


Greta.



Made of recycled materials

Options

Light Solar & battery
 + Info P. 240



5 lamps in 1



Kaktus.



Options
Light

Cable
 Battery

+ Info P. 226

44x31

100

Kaktus

Options
Light

Cable
 Battery

+ Info P. 225

59x36.5

65

Balans



Balans.



Options
Light

Cable
 Battery

+ Info P. 225, 226

25x29

40

43x49

70


Goa 40

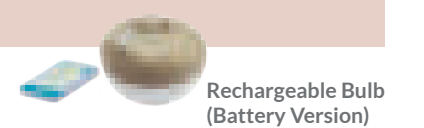
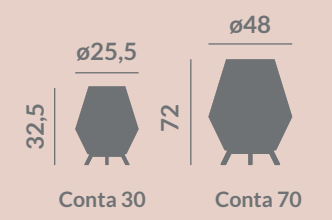
Goa 70

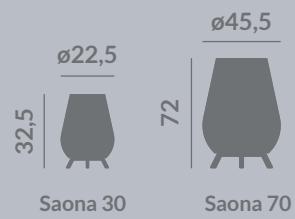


Conta.

Options
Light

Battery 
+ Info P. 225, 234





Options

Light



Cable



Battery

+ Info P. 227, 236



Rechargeable Bulb
(Battery Version)

Saona.

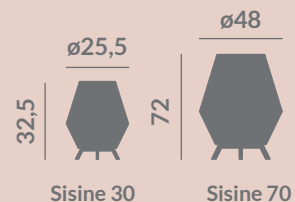


Options

Light

- Cable
- Battery

+ Info P. 227, 237

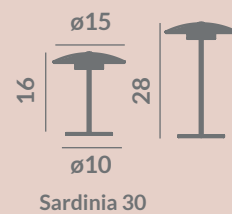


Sisine.



Rechargeable Bulb
(Battery Version)

Sardinia 30



Sardinia 30

Options
Light |



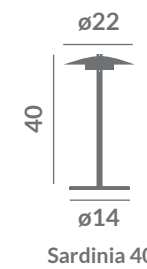
Battery

+ Info P. 237

2 lamps in 1



Sardinia 40



Sardinia 40

Options
Light |



Battery



+ Info P. 237





Light & Deco - Table lamp - Bossa / Chloe



Options
Light | ✖ Battery  19 |  ø9
+ Info P. 234 Candy

Candy.




Made of recycled
materials

Norai slim

35
ø11,5
Options
Light | ✨ Battery ●●●●●

Norai Slim 35

+ Info P. 236





Shitake.



16,5
25,5
Shitake

Options
Light Battery

+ Info P. 237



ø11,7
31
Gretita table

Options
Light Batteries

+ Info P. 235

Gretita table.



Lola slim 30



11
32
Options
Light | Battery ●●●●●●●●●●
Lola Slim 30 + Info P. 236





Lola Lux.



Lola lux

Options

Light



Battery



+ Info P. 235



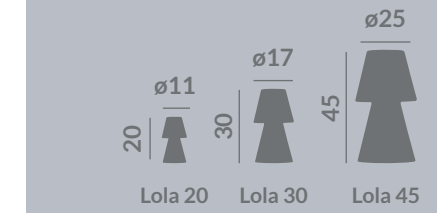


Panchito.

Options
 Light | Battery + Info P. 236

16,5
 20,6

 Panchito



Options
 Light | Cable Battery + Info P. 235



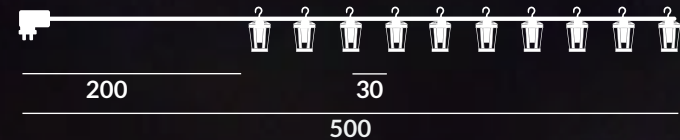
Rocket.

Options
 Light | Battery + Info P. 236

19,4
 ø14,2
 Rocket 20



Lola.



Options

Light



Cable
Solar

+ Info P. 228



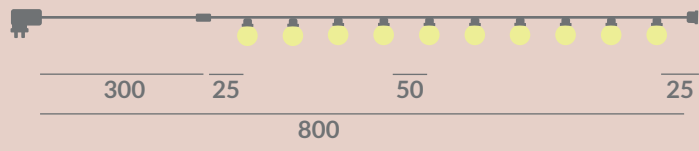
Hama

 Flame effect

Hama.



Light & Deco - Garland - Hama / Okinawa



Options

Light



Cable
Solar & battery

+ Info P. 229



Okinawa

Okinawa.




Aurora.

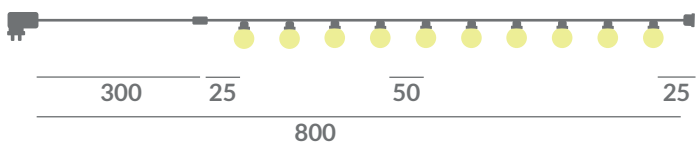


Alba.

A technical diagram for the Aurora product. At the top, a horizontal line represents the string of lights, with 12 small yellow circles indicating the position of each lantern. Below the line, a scale shows distances of 300, 25, 50, and 25 units, with a total length of 800 units. Below the diagram, the text "Options" is followed by a vertical line. To the left of the line are the words "Light" and "Cable". To the right are icons for "Solar & battery" (a solar panel and a battery) and a small icon of the lantern. At the bottom, it says "+ Info P. 228" and "Aurora".



A technical diagram for the Alba product. At the top, a horizontal line represents the string of lights, with 12 small yellow circles indicating the position of each lantern. Below the line, a scale shows distances of 300, 25, 50, and 25 units, with a total length of 800 units. Below the diagram, the text "Options" is followed by a vertical line. To the left of the line are the words "Light" and "Cable". To the right are icons for "Solar & battery" (a solar panel and a battery) and a small icon of the lantern. At the bottom, it says "+ Info P. 227" and "Alba".



Options

Light

- Cable
 - Solar & battery
- + Info P. 228



Bruna

Bruna.



Luceo.

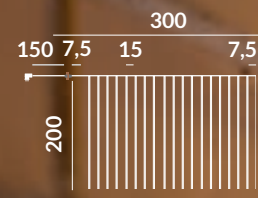
Options

Light



Cable

+ Info P. 229



Luceo 3x2



Luceo 6x3

Options

Light



Cable

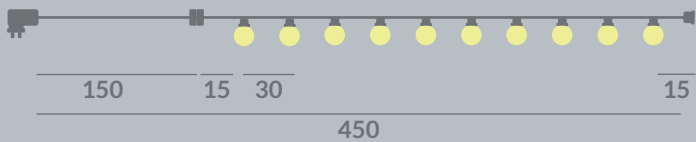


Solar & battery



+ Info P. 229

Stella



Stella.



Chelsea

Options
Light | Cable
+ Info P.228

300 25 800 50 25

Chelsea



Allegra

Options
Light | Cable ○●●●
+ Info P.228

300 25 500 50 25

Allegra

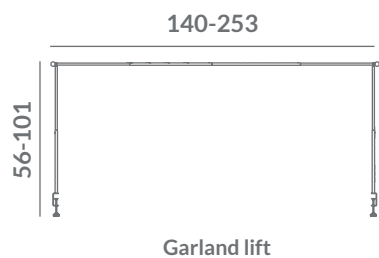


Garland lift.

Options

Color | ●

+ Info P. 229





without cables



Made of recycled materials



Edy.

Options

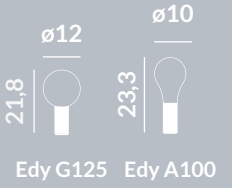
Light



Battery



+ Info P. 231





Elba.

Options

Light | ✕ Battery 

Plants included

+ Info P. 231

ø38,3



10



Elba 39

ø58,3



15



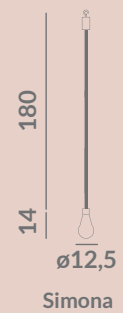
Elba 59



Rechargeable Bulb
(Battery Version)




Simona.



Options

Light

Solar & battery  + Info P. 233




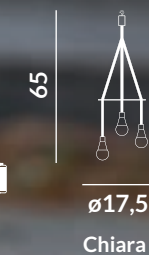
without cables

Chiara.

Options

Light

Solar & battery  + Info P. 230



Chiara



Okinawa hang.



Rechargeable Bulb
(Battery Version)

Options

Light Battery

+ Info P. 232



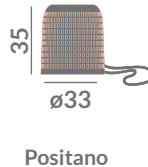
28
ø39
Okinawa

Conta hang.



Positano.

Options
Light | Battery
+ Info P. 233



Options
Light | Battery
+ Info P. 231



Made of recycled materials





without cables



Benirrás.

Options
Light |  Battery 
+ Info P. 230




Benirrás



Rechargeable Bulb
(Battery Version)

Saona.

Options
Light |  Battery 
+ Info P. 233



Saona



Rechargeable Bulb
(Battery Version)

Light & Deco - Portable hang lamps - Benirrás / Saona

Nature hang.



without cables

Calobra.

Reona.

Bossa.

Sisine.



Options
Light | Battery
+ Info P. 230

19

ø38
Calobra

Options
Light | Battery
+ Info P. 233

30,5

ø43,5
Reona

Options
Light | Battery
+ Info P. 230

22

ø35
Bossa

Options
Light | Battery
+ Info P. 233

30,5

ø40
Sisine

Pianeta.

Options

Light

Cable
Battery

+ Info P. 232

ø25



Pianeta 25

ø35



Pianeta 35

ø45



Pianeta 45

Sora.



Bitá.



Norai.

Options

Light

Battery
+ Info P.234



ø24



Sora

Options

Light

Battery
+ Info P.230



ø17,8



Bitá

Options

Light



Battery
+ Info P.232



ø24



Norai



Candela.

Options
 Light | Battery
 + Info P. 225

Candela

Kurby.

Options
 Light | Play light&music
 Solar & battery
 + Info P. 226, 238

Kurby

Nómada.

Options
 Light | Play light&music
 Solar & battery
 + Info P. 226, 238

Nómada

Cuby.

Options
 Light | Play light&music
 + Info P. 237

Cuby 45




Made of recycled materials

Cherry mini.



3 bulbs incl



Options


Light |  Battery  

+ Info P. 239






 Made of recycled materials





Cherry.


Options

Light | Battery Solar & battery


+ Info P.239




ø11
 12

 Cherry






Options

Light Solar & battery  + Info P. 242

<p>ø58,6</p>  <p>214,5</p> <p>Pepita 215</p>	<p>ø32</p>  <p>44,5</p> <p>Pepita 40</p>	<p>ø32</p>  <p>35,9</p> <p>Pepita wall</p>
---	---	---


Hybrid lamp

Paquita wall

Paquita 215

Paquita 40

Options
Light

Solar ☀️

+ Info P. 241, 242



Paquita 215

Paquita 40

Paquita wall



Paquita.





Wally.


Made of recycled
materials





Options
Light

 Solar 
Color ●
+ Info P. 243, 244

- $\frac{12}{12 \times 12}$  Wally square
12x12x12
- $\frac{12}{12 \times 12}$  Wally pot
12x12x12
- $\frac{12}{12 \times 18}$  Wally rectangle
12x12x18
- $\frac{18}{18 \times 18}$  Wally square
18x18x18

Options
Light


 Solar 
+ Info P. 244

- $\frac{\varnothing 27}{\varnothing 27}$  Wally 27
disk
- $\frac{\varnothing 39}{\varnothing 39}$  Wally 39
disk





Sisine.



Bossa.



Rechargeable Bulb
(Battery Version)



Conta Wall



Sisine Wall



Bossa Wall



Saona Wall

Options
Light | Battery

+ Info P. 238, 240,
243

Conta.



Saona.





Claudy.




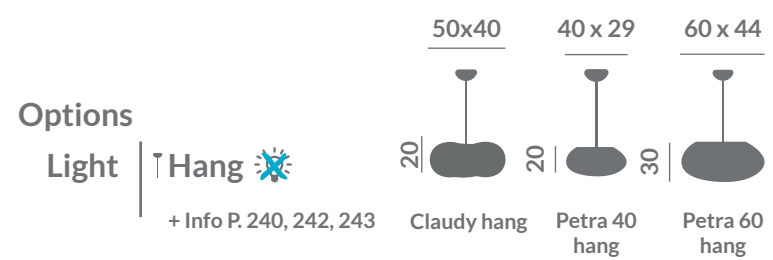
Petra.



Lola wall.



Buly wall.



Options

Light

- Cable
- Solar & battery
- Floating
- Solar

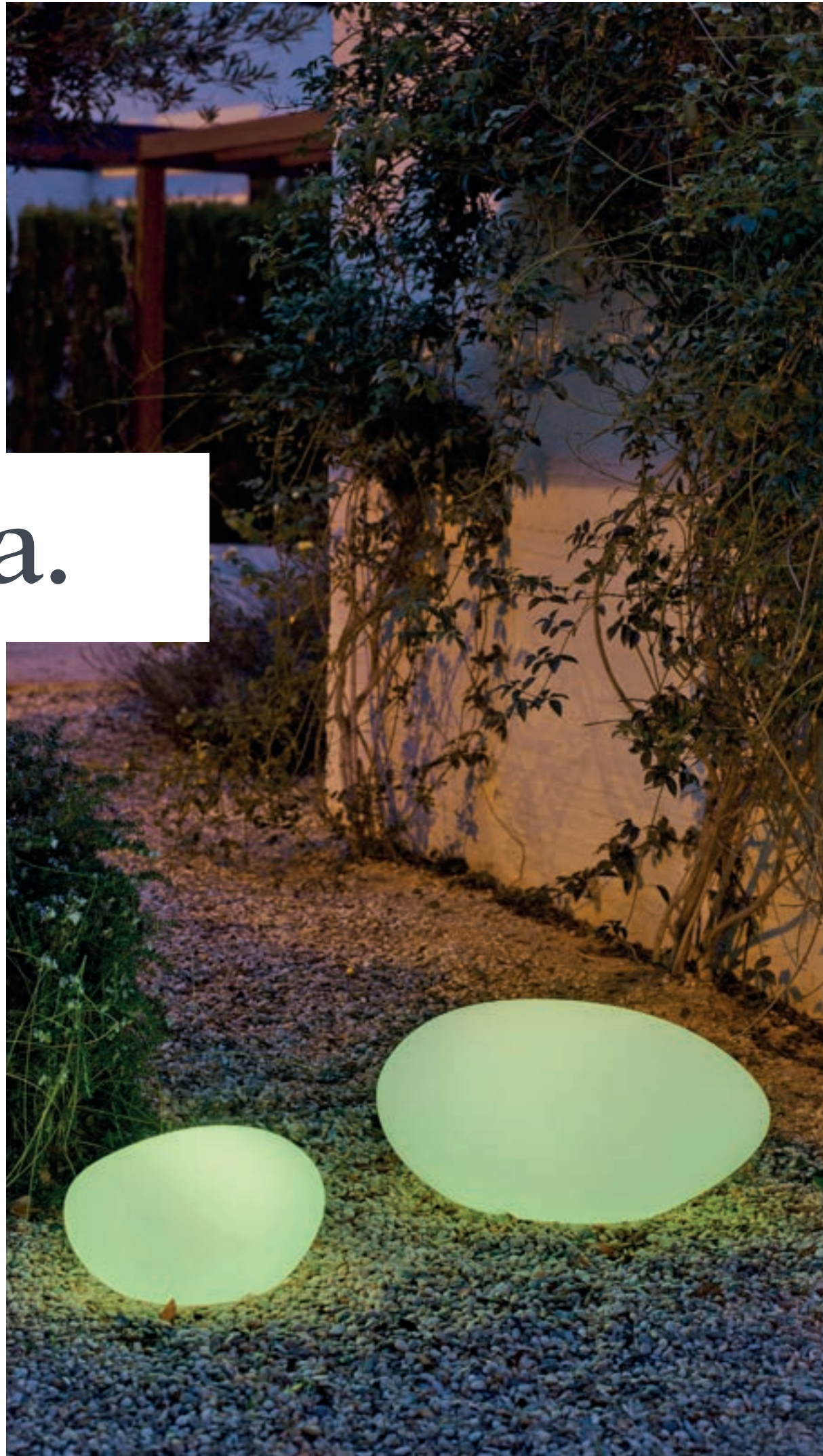
+ Info P. 244, 245

17	20.5	26.5	35	44	55	69
ø20	ø30	ø40	ø50	ø60	ø78	
Buly 20	Buly 30	Buly 40	Buly 50	Buly 60	Buly 80	



Buly.

Petra.



Options

Light | Cable
Solar & battery
Solar

+ Info P. 247

40 x 29 | 60 x 44
20 | 30

Petra 40 | Petra 60



Cuby.

Options

Light | Cable
Solar & battery

+ Info P. 246

20x20 | 32x32 | 40x40 | 43x43 | 43x43
20 | 32 | 40 | 43 | 53

Cuby 20 | Cuby 32 | Cuby 40 | Cuby 45 | Cuby 53




A swimming pool at night, illuminated by numerous glowing white spheres floating in the water. The pool is surrounded by a wooden deck with several lit lanterns and string lights hanging from the ceiling. In the background, there are white chairs and tables, suggesting a lounge or bar area. The overall atmosphere is warm and inviting.

Swimming-pool
specials

Papaya 12.



Options
Light |  Battery
+ Info P. 241



Papaya 30.

Options
Light |  Solar & Battery 
+ Info P. 241





Options
Light | Floating

+ Info P. 244, 245

17	ø20	ø30	ø40
26.5	35		
Buly 20	Buly 30	Buly 40	

Buly.

Options
Light | Play light&music

+ Info P. 238

ø38 6

Play disk

Play disk

wall&pool

Winter &
Christmas.





INDOOR COLLECTION

+ Ask us and discover our complete Indoor Collection.
Catalogue available.

PRODUCTS

(1) BULY INDOOR (2) AMALFI 80 HANG INDOOR
(3) SAONA INDOOR (4) LOLA SLIM 30
(5) SAONA HANG INDOOR (6) LOLA SLIM 180
(7) SISINE 70 INDOOR




CHRISTMAS COLLECTION


+ Ask us and discover our complete Christmas Collection.
Catalogue available.

PRODUCTS

(1) PALLINA GARLAND (2) BIANCA GARLAND
(3) LUA (4) GIFTY FAMILY (5) SISINE STAR 60
(6) PINUS FAMILY



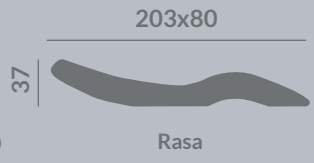
Furniture.




Rasa.

Options

Color |



+ Info P. 250



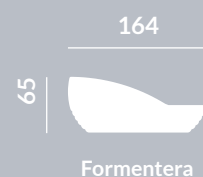
Formentera.

Options

- Light | Cable
- Solar + Battery 

- Color |

Textile accessories



+ Info P. 225



New Island.



Options

- Light | Cable Solar + battery

Color | + Info P. 248, 249, 250





Tarida Set.



Options

- Light | Solar & battery 
 Play light&music 

Color |

+ Info P. 249, 251



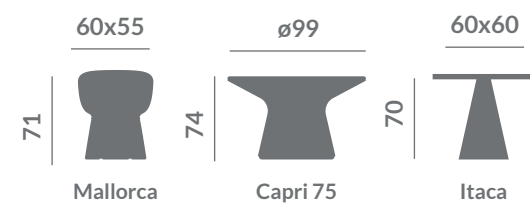
Capri & Mallorca.



Options

Light | Solar + Battery

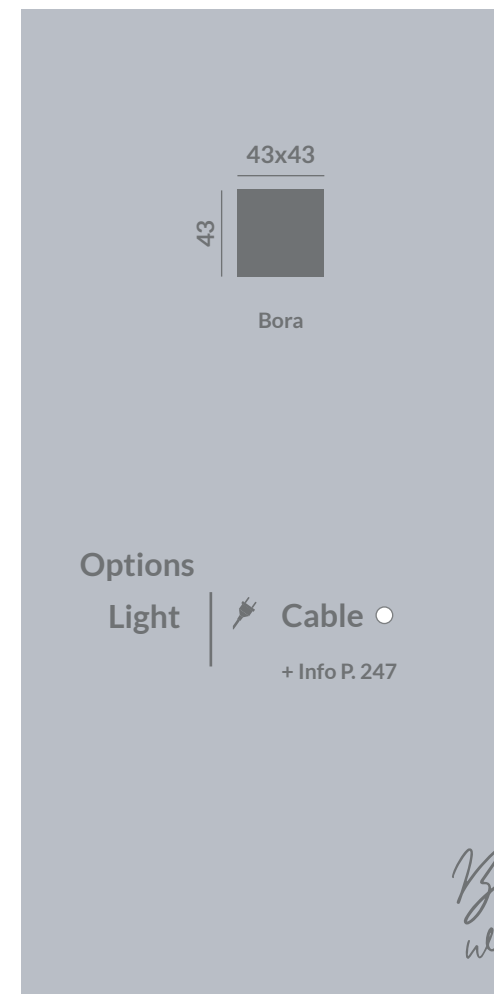

Color | + Info P. 248, 250



Capri cover included
Itaca weight stability included






Itaca & Mallorca.





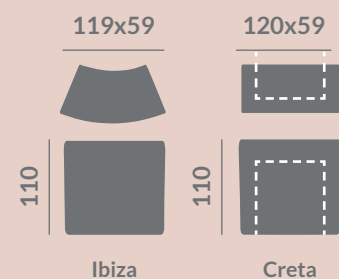
Options

Light |  Cable
 Solar + Battery 

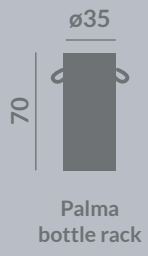
Color |

+ Info P.251

Cover included - Shelf not included



Ibiza & Creta.



Palma Bottle Rack

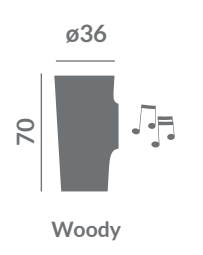


Options
 Light | ✗ Solar + Battery
 Cooler accessory available
 + Info P. 251, 252



Options
 Light | ✗ Play light&music | ✗ Solar + Battery
 Cooler accessory included
 + Info P. 251, 252

Woody.




Options

- Light Solar + Battery
- Battery

Color + Info P. 248, 249



Capri cover included



Capri & Corfu.

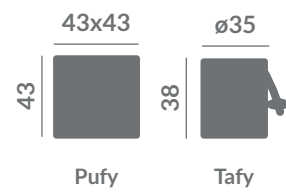
Pufy&Tafy.



Options

Color |

+ Info P. 250



Pufy

Tafy



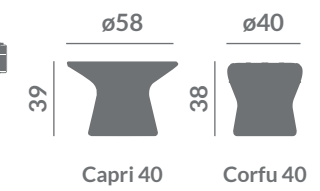
Capri&Corfu.

Options

Light | Solar + Battery

Color |

+ Info P. 248, 249



Capri 40

Corfu 40

Capri cover included

Flowerpots.



Hortensia.



Options

Color | ○ ● ● ● ● ● ● ● ● ● ●

Lift Accessory

Available only for Hortensia 30 ● ● ● ● ● ● ● ● ● ●

+ Info P. 258, 259

ø30

30

Hortensia 30

ø40

40

Hortensia 40

ø40
80

Hortensia 40 high

ø50

50

Hortensia 50

ø80

80

Hortensia 80



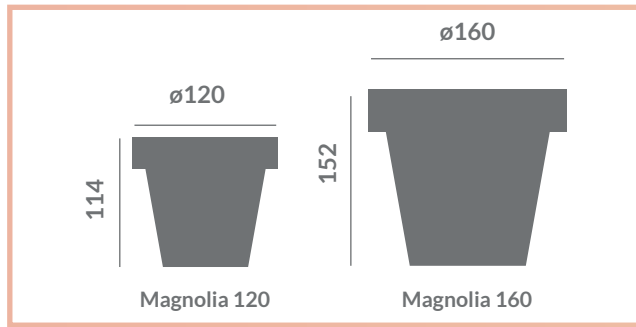
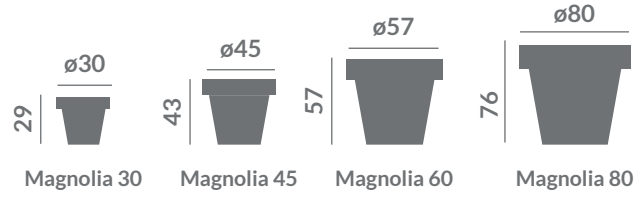
HORTENSIA 40

Options

- Light Cable Solar & battery

- Color

+ Info P. 261, 262



big size XXL



MAGNOLIA 120



MAGNOLIA 45

Magnolia.



MAGNOLIA 30



MAGNOLIA 60



MAGNOLIA 45

Melisa.

MELISA 30



MELISA 40

Options

Light Cable Solar & battery

Color

+ Info P. 262, 263

Model	Width	Height
Melisa 30	30x30	58
Melisa 40	40x40	90
Melisa 50	50x50	110



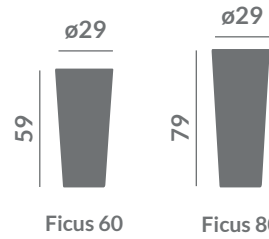
MELISA 50

Options

- Light Cable Solar & battery

- Color

+ Info P. 256



Ficus.



FICUS 60




BAMBU 70

Options

- Light Cable Battery

- Color

Cooler accessory 
+ Info P. 253, 254



Bambú.





Jara.

Options

Color | ○ ● ● ● ● ●

+ Info P. 259, 260

	60x20	100x35	100x40
18		32	36
	Jara 60x20	Jara 100x35	Jara 100x40

Junco.

Options

Light | Cable Solar & battery

Color | ○ ● ● ● ● ●

+ Info P. 260

	80x32
80	
	Junco 80

**Technical
Data.**

Technical Data.

1. Materials

2. Polyethylene Textures

3. Colours & Finishes

4. Use according to IP

5. Lighting System

6. Glossary

7. Measurement & References

.Lighting

- . Floor lamps
- . Decorative
- . Garlands
- . Portable Hanging lamps
- . Table Lamps
- . Speakers
- . Functional
- . Essentials

. Furniture

- . Tables
- . Seats
- . Bar

. Flowerpots

I. Materials.

	MATERIAL	FIND IT AT:
Plastic	Polyethylene (PE)	It is mainly found in products manufactured by rotational moulding.
	ABS	Chiara, Norai, Bita, Sora, Shitake
	PVC	Covering of the garlands bulbs, Luceo,
	Recycled PVC	Conta family
	Silicone	Rocket 20, Panchito
	Polyamide	Nómada
	PP Difusor	Lola Slim 30, Lola 20, Wally family
	Recycled Plastic	Cherry familyGreta, Gretita, Candy, Edy, Wally family
	Polycarbonate	Papaya
Metal	Painted Iron	Chloe Plant, Lola slim, Amalfi, Niza, Bruna, Siroco, Hortensia Lift, Sardinia
	Aluminium	Cooler
	Steel	Weight Paquita, Pepita, Fity,
	Painted Steel	Garland lift, Tarida sit arms
Organic	Phenolic Compounds	Itaca, Creta accesory
	Bamboo*	Reona, Ilaria, Hiama, Okinawa
	Rattan*	Amalfi, Bossa, Calobra, Saona, Santorini
	Jute*	Allegra, Aurora garlands
	Seagrass *	Benirrás, Positano, Sisine, Niza,
	Beechwood *	Chloe, Rocket family
	Esparto *	Alba
Glass	Glass	Chiara, Simona Bulbs
Fabric	Composition: 80% PVC 18% PES 2% PU	Formentera Mattres & Pillow, Tarida Sit
Vegan Leather	Synthetic leather. Polyurethane.*	Kurby, Woody
Ceramic		Bora marble
Methacrylate	PMMA: High resistance to external aggressions Non-porous surface	Creta, Ibiza, Tarida tab, Capri family, Sicilia, Lola 20 Lux

Some products may have a combination of several materials, in which case we will refer to the predominant material of the product.

(*) For the proper maintenance, it is advisable to protect them form rain, direct exposure to the sun and sudden changes in temperatures. Bamboo, rattan beechwood or seaweed are natural materials, reason why changes of colour or cracks can happen. If they are going to be exposed to natural elements, it is recommended to protect them regularly with some oil or varnish appropriate for each specific material, so the protection to rain and UVA rays will be prolonged and the life of the product can be extended. To clean them up, use a cloth or a brush to remove dust and rub gently with a slightly moistened sponge.

2. Polyethlyne Textures.

Newgarden's products made of polyethylene have a visually smooth and softly granulated finish that is very pleasant to the touch.



SMOOTH TEXTURE
Polyethylene

The rustic finish can be found in a very specific selection of flowerpots.



RUSTIC TEXTURE
Polyethylene

3. Colours & Finishes.

TRANSLUCENT POLYETHYLENE & ABS



TRANSLUCENT WHITE
Polyethylene



TRANSLUCENT LIME
Polyethylene

OPAQUE polyethylene



OPAQUE WHITE
Polyethylene



OPAQUE BLACK
Polyethylene



OPAQUE BRONZE
Polyethylene



OPAQUE ANTHRACITE
Polyethylene



OPAQUE TERRACOTTA
Polyethylene



OPAQUE TAUPE
Polyethylene

Other materials



OPAQUE GLOSSY WHITE
ABS



OPAQUE GLOSSY BLACK
ABS



OPAQUE WHITE
Metal



OPAQUE MINT
Metal



OPAQUE BRASS
Metal



OPAQUE ROSE GOLD
Metal



OPAQUE SPACE GREY
Metal



OPAQUE ANTHRACITE
Metal



OPAQUE LIME
Metal



OPAQUE WOOD EFFECT
Metal



OPAQUE GREY
ABS



OPAQUE BEIGE
ABS



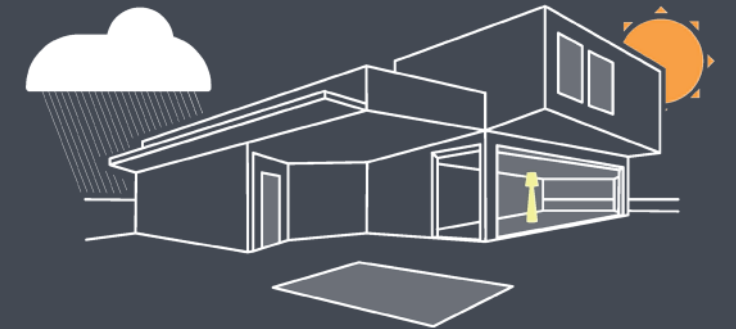
OPAQUE TAUPE GREY
RECYCLED PVC

4. Use according to IP

Here you can find information about the possible uses of Newgarden's products according to their IP (index of protection of the electrical or electronic system against external agents)




Newgarden's products with IP20 can only be used indoors, the electrical system, switches or cables must be protected from direct contact with water. Note that, although the product is made of Polyethylene, which is resistant to the outside, the electrical system is designed for **indoor use only**.



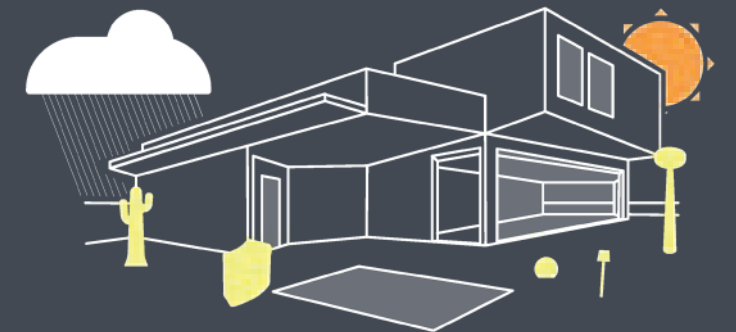
Newgarden's products with IP 43 / 44 can be used outdoors, it is protected against dust and weak and very moderate rain. **If these product also has accessories made of natural fibres, wood or metal parts, it is advisable to protect it from direct contact with water and humidity.** Store in a dry place after use. In the event of rain or very adverse weather conditions, it should be protected from the elements to avoid future problems.



Newgarden's products with IP 54 **can be used outdoors, as they are protected against dust and light rain.** If these product also has accessories made of natural fibres, wood or metal parts, it is advisable to protect it from direct contact with water and humidity. Store in a dry place after use. In case of rain or very adverse weather conditions it must be protected from the weather to avoid future problems.



Newgarden's products with IP 65 **can be used outdoors, they are airtight against dust and rain.** If these product also has accessories made of natural fibres, wood or metal parts, it is advisable to protect it from direct contact with water and humidity. Store in a dry place after use. In case of rain or very adverse weather conditions it must be protected from the weather to avoid future problems.



Newgarden products with IP67 are dust-tight and rainproof. They are also floating (submersion is not recommended) so they can be used in the swimming pool. They must be protected against very adverse weather conditions.



Newgarden products with IP68 are dust-tight and rainproof. They are also floating and submersible (according to each product's own instructions for use) so they can be used in the swimming pool. They must be protected against very adverse weather conditions.

5. Lighting System

CABLE



CABLE OUTDOOR USE | LIGHT BULB

- FEATURES**
- White LED light Bulb 6500K(INCLUDED)
 - IP65 — Outdoor & indoor use



* Some products are also available in warm light (2700K).



CABLE OUTDOOR USE | LIGHT TUBE

- FEATURES**
- White LED light Tube 6500K(INCLUDED)
 - IP65 — Outdoor & indoor use



* Some products are also available in warm light (2700K).



JUTE CABLE OUTDOOR USE | LIGHT TUBE

- FEATURES**
- White LED light Tube 6500K(INCLUDED)
 - IP65 — Outdoor & indoor use



* LED white light Tube 2700K(INCLUDED) Aviable



JUTE CABLE OUTDOOR USE | LIGHT BULB

- FEATURES**
- LED light bulb range 2700 to 6500K (warm, cold and neutral) (INCLUDED)
 - Remote control(INCLUDED)
 - Dimmable - Adjustable light intensity and temperature
 - IP65 — Outdoor & indoor use



JUTE CABLE OUTDOOR USE | INTEGRATED LIGHT

- FEATURES**
- Warm LED light 4000K(INTEGRATED)
 - Touch control
 - Dimmable - Adjustable light intensity
 - IP44 — Outdoor & indoor use




BRUNA CABLE OUTDOOR USE | INTEGRATED LIGHT BULB

- FEATURES**
- Warm LED light 3000K(INTEGRATED)
 - IP44 — Outdoor & indoor use



GARLANDS CABLE OUTDOOR USE | FLAME EFFECT

- FEATURES**
- Flame LED effect Bulb 1800K (INTEGRATED)
 - IP44** — Outdoor & indoor use



Hiama

GARLANDS CABLE OUTDOOR USE | LIGHT BULB

- FEATURES**
- Warm LED light 2700K(INCLUDED)
 - Connect multiple garlands
 - IP44** — Outdoor & indoor use



Allegra White



Allegra Black



Allegra Pink



Bruna White



Bruna Turquoise



Chelsea

GARLANDS CABLE OUTDOOR USE | RGB LIGHT

- FEATURES**
- RGB LED light bulb 2700K(INTEGRATED)
 - Remote control (INCLUDED)
 - IP44** — Outdoor & indoor use



Allegra Black RGB

GARLAND TRANSPARENT CABLE OUTDOOR USE | INTEGRATED LIGHT

- FEATURES**
- Warm LED light 2700K(INTEGRATED)
 - Connect multiple garlands
 - IP44** — Outdoor & indoor use



Luceo 3x2



Stella

GARLAND TRANSPARENT CABLE OUTDOOR USE | INTEGRATED LIGHT

- FEATURES**
- Warm LED light 2700K(INTEGRATED)
 - IP44** — Outdoor & indoor use



Luceo 6x3

GARLANDS JUTE CABLE OUTDOOR USE | LIGHT BULB

- FEATURES**
- Warm LED light 2200K(INCLUDED)
 - Connect multiple garlands
 - IP44** — Outdoor & indoor use



Alba



Allegra



Aurora



Okinawa

SOLAR

SOLAR + RECHARGEABLE BATTERY INDOOR & OUTDOOR USE

- FEATURES**
- Warm LED light 3000K(INTEGRATED)
 - Twilight sensor
 - IP65** — Outdoor use



Bruna x1



Bruna x3



Greta

SOLAR + RECHARGEABLE BATTERY

- FEATURES**
- Warm LED light Bulb 3000K (INCLUDED)
 - Remote control(INCLUDED)
 - Dimmable - Adjustable light intensity
 - IP54** — Outdoor & indoor use



Chiara



Cherry Solar



Okinawa Lantern



Okinawa Floor lamp




Simona



SOLAR + RECHARGEABLE BATTERY INDOOR & OUTDOOR USE

- FEATURES**
- RGB LED light Bulb (INCLUDED)
 - Integrated LED light range 2700 to 6500K (warm, cold and neutral) (INCLUDED)
 - Remote control (INCLUDED)
 - Twilight sensor
 - Dimmable - Adjustable light intensity
 - IP65** — Outdoor & indoor use



Buly 20 / 30 / 40
Floating, Non sumersible



SOLAR + RECHARGEABLE BATTERY INDOOR & OUTDOOR USE

- FEATURES**
- Warm LED light Bulb 2200K(INCLUDED)
 - Twilight sensor
 - IP44** — Outdoor & indoor use



SOLAR OUTDOOR USE | INTEGRATED LIGHT HIAMA

- FEATURES**
- Only solar charge
 - Flame LED effect Bulb 1800K (INTEGRATED)
 - Twilight sensor
 - IP44** — Outdoor & indoor use




SOLAR HYBRID OUTDOOR USE | INTEGRATED LIGHT

- FEATURES**
- Solar Charge & power supply
 - Warm LED light Bulb 4000K (INTEGRATED)
 - Remote control (INCLUDED)
 - Twilight sensor
 - Motion sensor
 - IP65** — Outdoor use




For the hybrid system to work, the lamp requires a minimum of solar energy.



SOLAR OUTDOOR USE | INTEGRATED LIGHT

- FEATURES**
- Only solar charge
 - Warm LED light Bulb 4000K (INTEGRATED)
 - Remote control (INCLUDED)
 - Twilight sensor
 - Motion sensor
 - IP65** — Outdoor & indoor use



SOLAR OUTDOOR USE | INTEGRATED LIGHT HIAMA

- FEATURES**
- Only solar charge
 - Flame LED effect Bulb 1700K (INTEGRATED)
 - Twilight sensor
 - IP65** — Outdoor & indoor use





SOLAR OUTDOOR USE | INTEGRATED LIGHT WALLY

FEATURES

- ☀️ Only solar charge
- 💡 Warm LED light Bulb 4000K (INTEGRATED)
- 🌙 Twilight sensor
- 👤 Motion sensor
- IP65 Outdoor & indoor use



SOLAR OUTDOOR USE | INTEGRATED LIGHT GRETITA & WALLY

FEATURES

- ☀️ Solar charge only
- 💡 Warm LED light Bulb 3500K (INTEGRATED)
- 🌙 Twilight sensor
- IP65 Outdoor & indoor use



SOLAR AUTOMATIC OUTDOOR USE | INTEGRATED LIGHT


FEATURES

- ☀️ Solar charge only
- 💡 White LED light Bulb 6500K (INCLUDED)
- 🌙 Twilight sensor
- 🌊 Floating, Non submersible
- IP68 Outdoor & indoor use



SOLAR + RECHARGEABLE BATTERY FLOATING & SUMERSIBLE

- 💡 RGB LED light Bulb (INTEGRATED)
- 💡 Integrated LED Warm light
- 📶 Remote control (INCLUDED)
- 🌙 Twilight sensor
- 📊 Dimmable - Adjustable light intensity
- 🌊 Floating & Submersible
- IP68



RECHARGEABLE BATTERY



RECHARGEABLE BATTERY INDOOR & OUTDOOR USE | CHERRY BULB

FEATURES

- 💡 Warm LED light Bulb 3000K (INCLUDED)
- 📶 Remote control(INCLUDED)
- 📊 Dimmable - Adjustable light intensity
- IP54 Outdoor & indoor use



RECHARGEABLE BATTERY INDOOR & OUTDOOR USE | LIGHT BULB

FEATURES

- 💡 Integrated LED light range 2700 to 6500K (warm, cold and neutral) (INCLUDED)
- 📶 Remote control(INCLUDED)
- 📊 Dimmable - Adjustable light intensity and temperature
- IP65 Outdoor & indoor use



RECHARGEABLE BATTERY INDOOR & OUTDOOR USE | PANCHITO & ROCKET

FEATURES

- 💡 Warm LED light Bulb 2700K (INCLUDED)
- 👉 Tapping control
- 📊 Dimmable - Adjustable light intensity
- IP43 Outdoor & indoor use





RECHARGEABLE BATTERY INDOOR & OUTDOOR USE |

FEATURES

- Warm LED light bulb 3000K/4000K (INTEGRATED)
- Touch control
- Dimmable - Adjustable light intensity
- IP44** — Outdoor & indoor use



RECHARGEABLE BATTERY INDOOR & OUTDOOR USE | RGB LIGHT TUBE

FEATURES

- RGB LED light Tube (INCLUDED)
- Remote control (INCLUDED)
- Dimmable - Adjustable light intensity and temperature
- IP54** — Outdoor & indoor use



RECHARGEABLE BATTERY INDOOR & OUTDOOR USE | LIGHT BULB

FEATURES

- RGB LED light Bulb (INCLUDED)
- Integrated LED white light Bulb (INCLUDED)
- Remote control (INCLUDED)
- Dimmable - Adjustable light intensity
- IP65** — Outdoor & indoor use



RECHARGEABLE BATTERY INDOOR & OUTDOOR USE | EDY

FEATURES


- Warm LED light Bulb 2700K (INTEGRATED)
- Remote control (INCLUDED)
- Dimmable - Adjustable light intensity
- IP54** — Outdoor & indoor use



RECHARGEABLE BATTERY INDOOR & OUTDOOR USE | CANDY

FEATURES

- Flame LED effect Bulb (INTEGRATED)
- Integrated warm LED light Bulb (INTEGRATED)
- Remote control (INCLUDED)
- Dimmable - Adjustable light intensity
- IP54** — Outdoor & indoor use



RECHARGEABLE BATTERY INDOOR & OUTDOOR USE | LOLA 20 BATTERY

FEATURES

- RGB LED light Bulb (INTEGRATED)
- White LED light Bulb (INTEGRATED)
- Touch control
- IP43** — Outdoor & indoor use



REPLACEABLE BATTERIES INDOOR USE | LOLA 20 AAA

FEATURES

- RGB LED light Bulb (INTEGRATED)
- Smooth mode only - automatic change of colours
- IP20** — Indoor use





REPLACEABLE BATTERIES OUTDOOR USE | GRETITA TABLE LAMP

FEATURES

- Warm LED light Bulb 3000K (INCLUDED)
- Touch control
- Dimmable - Adjustable light intensity
- IP44** — Outdoor & indoor use



Gretita Table Lamp



RECHARGEABLE BATTERY FLOATING & SUMERSIBLE | POOL LIGHT

FEATURES

- RGB LED light Bulb (INTEGRATED)
- White LED light Bulb (INTEGRATED)
- Warm LED light Bulb (INTEGRATED)
- Remote control (INCLUDED)
- Dimmable - Adjustable light intensity
- Floating & submersible
- IP68**



Papaya 12



PLAY: LIGHT & MUSIC INDOOR & OUTDOOR USE | INTEGRATED LIGHT & SPEAKERS RECHARGEABLE BATTERY

FEATURES

- Integrated Speakers
- Bluetooth connection (TWS)
- RGBW LED light Bulb (INCLUDED)
- Remote control (INCLUDED)
- Dimmable - Adjustable light intensity
- IP67** — Floating (non submersible)



Play Disk 40

HANG



HANG OUTDOOR USE | BULB LIGHT NOT INCLUDED

FEATURES

- Installation required
- E27 bulb cap
- IP44** — Outdoor use & indoor use



Cloudy

Petra 40 hang

Petra 60 hang

PLAY: LIGHT & MUSIC



PLAY: LIGHT & MUSIC INDOOR & OUTDOOR USE | INTEGRATED LIGHT & SPEAKERS RECHARGEABLE BATTERY

FEATURES

- Integrated Speakers
- Bluetooth connection
- RGB LED light Bulb (INTEGRATED)
- Integrated White LED bulb (INTEGRATED)
- Remote control (INCLUDED)
- Dimmable - Adjustable light intensity
- IP43** — Outdoor & indoor use



Cuby 45

Kurby

Nómada

Tarida tab

Woody



HANG OUTDOOR USE | BULB LIGHT INCLUDED

FEATURES

- Installation required
- Integrated LED light range 2700 to 6500K (warm, cold and neutral) (INCLUDED)
- Remote control(INCLUDED)
- Dimmable - Adjustable light intensity and temperature
- IP44** — Outdoor use & indoor use



Pianeta 25

Pianeta 35


Pianeta 45



WALL OUTDOOR USE | BULB LIGHT NOT INCLUDED

FEATURES

 Installation required

 E27 light bulb base

IP44 Outdoor use & indoor use



Buly 20
Wall



Lola 35

6. Glossary.



COLD LIGHT
LUZ FRÍA



RGB LIGHT
LUZ RGB



WARM LIGHT
LUZ CÁLIDA



WARM PORTABLE RECHARGEABLE LIGHT BULB
BOMBILLA RECARGABLE PORTÁTIL LÚZ CÁLIDA

LED TUBE

LED TUBE
TUBO LED



FLAME EFFECT LED LIGHT
LUZ LED EFECTO LLAMA



REMOTE CONTROL
MANDO A DISTANCIA



DIMMER
DIMABLE



TWILIGHT SENSOR
SENSOR CREPUSCULAR



MOTION SENSOR
SENSOR DE MOVIMIENTO



ELECTRIC CHARGE (DRIVER NOT INCLUDED)
CARGA ELÉCTRICA (DRIVER DE CARGA NO INCLUIDO)



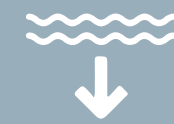
TOUCH CONTROL
CONTROL TÁCTIL



INTEGRATED SPEAKER
ALTAVOZ INTEGRADO



FLOATING (NON SUBMERSIBLE)
FLOTANTE (NO SUMERGIBLE)



FLOATING & SUBMERSIBLE
FLOTANTE Y SUMERGIBLE



MADE OF RECYCLED MATERIALS
FABRICADO CON MATERIALES RECICLADOS



ARTIFICIAL PLANTS INCLUDED
PLANTAS ARTIFICIALES INCLUIDAS



PLANTATION VOLUME
VOLUMEN DE PLANTACIÓN



HANGING
COLGANTE



SERIAL CONNECTION
CONEXIÓN EN SERIE

7. Measurement & References.

LIGHTING

FLOOR LAMPS _____ P 220
DECORATIVE _____ P 225

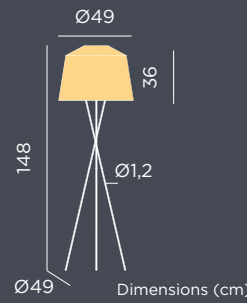
GARLANDS _____ P 227
PORTABLE HANG _____ P 230

TABLE LAMPS _____ P 234
SPEAKERS _____ P 237

FUNCTIONAL _____ P 238
ESSENTIAL _____ P 244

FLOOR LAMPS

AMALFI | NATURE COLLECTION



OPTIONS

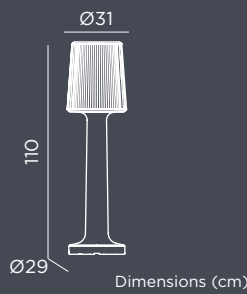
- Rechargeable Battery | Indoor & outdoor use | ○ Black colour
- + Cherry bulb included

Packaging: 57 x 64 x 51,5 cm | Gross Weight (Packaged Weight): 8,36kg

Im REFERENCES

900 LUMAMA145BXWLNW

CARMEN 110



OPTIONS

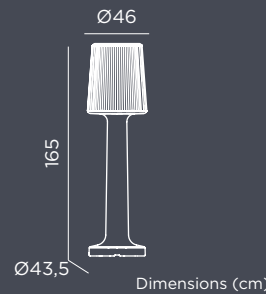
- Rechargeable Battery | Indoor & outdoor use
- Cable | Indoor & outdoor use
- Cable | Indoor & outdoor use

Packaging: 31,5 x 31,5 x 112,5 cm | Gross Weight (Packaged Weight): 4,5kg | Floor anchorage included.

Im REFERENCES

360 LUMCR110WLNW
1.600 LUMCR110OFNW
1.600 LUMCR110OCNW

CARMEN 165



OPTIONS

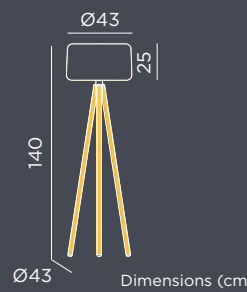
- Rechargeable Battery | Indoor & outdoor use
- Cable | Indoor & outdoor use
- Cable | Indoor & outdoor use

Packaging: 46,4 x 46,4 x 165,5 cm | Gross Weight (Packaged Weight): 9,5kg | Floor anchorage included.

Im REFERENCES

415 LUMCR165WLNW
2.200 LUMCR165OFNW
2.200 LUMCR165OCNW

CHLOE 140



OPTIONS

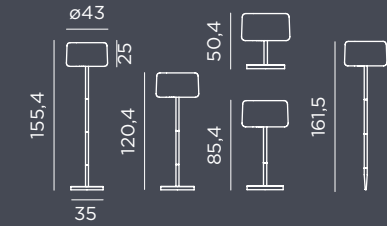
- Solar & Rechargeable Battery | Indoor & outdoor use
- Cable Jute | IN&OUT Indoor & Outdoor use

Packaging: 31,6 x 46 x 123 cm | Gross Weight (Packaged Weight): 5,2 kg

Im REFERENCES

600 LUMCHL140SSNW
860 LUMCHL140INOUTNW

CHLOE PLANT



OPTIONS

- Solar & Rechargeable Battery | Indoor & outdoor use | ● Wood colour

Packaging: 45,5 x 45,5 x 45,5 cm | Gross Weight (Packaged Weight): 13,5kg

Im REFERENCES

600 LUMCHLPLTSSNW

FITY 100



OPTIONS

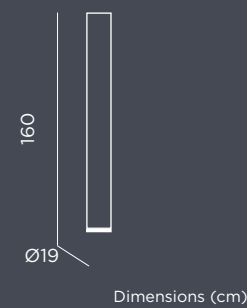
- Rechargeable Battery | Indoor & outdoor use
- Cable Jute | Indoor & outdoor use
- Cable Jute | Indoor & outdoor use

Packaging: 19,5 x 19,5 x 105 cm | Gross Weight (Packaged Weight): 4,7kg | Weight stability included.

Im REFERENCES

360 LUMFT100TWLNW
1.400 LUMFT100OFNW
1.400 LUMFT100OCNW

FITY 160



OPTIONS

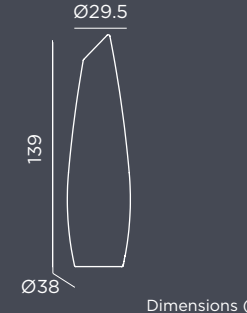
- Rechargeable Battery | Indoor & outdoor use
- Cable Jute | Indoor & outdoor use
- Cable Jute | Indoor & outdoor use

Packaging: 19,5 x 19,5 x 165 cm | Gross Weight (Packaged Weight): 6,2kg | Weight stability included.

Im REFERENCES

415 LUMFT160TWLNW
2.000 LUMFT160OFNW
2.000 LUMFT160OCNW

FREDO 140



OPTIONS

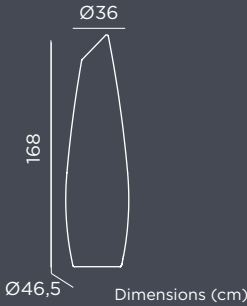
- Rechargeable Battery | Indoor & outdoor use
- Cable | Indoor & outdoor use
- Cable | Indoor & outdoor use

Packaging: 39 x 39 x 140 cm | Gross Weight (Packaged Weight): 6kg | Floor anchorage included.

Im REFERENCES

360 LUMFD140TWLNW
1.800 LUMFD140OFNW
1.800 LUMFD140OCNW

FREDO 170



OPTIONS

- Rechargeable Battery | Indoor & outdoor use
- Cable | Indoor & outdoor use
- Cable | Indoor & outdoor use

Packaging: 48 x 48 x 170 cm | Gross Weight (Packaged Weight): 8,5kg | Floor anchorage included.

Im REFERENCES

415 LUMFD170WLNW
2.200 LUMFD170OFNW
2.200 LUMFD170OCNW

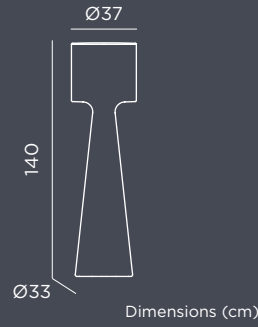
GLOSSARY This technical catalogue is subject to periodic updates, the measurements or finishes may vary in future revisions.

- White light (included)
- Warm light (included)
- RGB light (included)
- Warm light portable rechargeable battery (included)
- Led tube lighting (included)
- Led light flame effect
- Twilight sensor
- Motion sensor
- Electric charge (driver not included)
- Remote control (included)
- Dimmable
- Hanging product
- Floating, not submersible
- Floating & submersible
- Integrated speakers
- Touch control
- Volumen of the plantation area
- IP Indicates the level of protection of the electrical or electronic equipment against the entry of external agents: dust or water
- Made of recycled materials
- Artificial plants included
- Serial connection

GLOSSARY This technical catalogue is subject to periodic updates, the measurements or finishes may vary in future revisions.

- White light (included)
- Warm light (included)
- RGB light (included)
- Warm light portable rechargeable battery (included)
- Led tube lighting (included)
- Led light flame effect
- Twilight sensor
- Motion sensor
- Electric charge (driver not included)
- Remote control (included)
- Dimmable
- Hanging product
- Floating, not submersible
- Floating & submersible
- Integrated speakers
- Touch control
- Volumen of the plantation area
- IP Indicates the level of protection of the electrical or electronic equipment against the entry of external agents: dust or water
- Made of recycled materials
- Artificial plants included
- Serial connection

GRACE 140



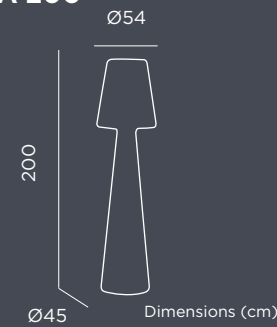
OPTIONS

	Rechargeable Battery Indoor & outdoor use		390	LUMGC140WLNW
	Cable Indoor & outdoor use		1.800	LUMGC140OFNW
	Cable Indoor & outdoor use		1.800	LUMGC140OCNW

Packaging: 38 x 38 x 140 cm | Gross Weight (Packaged Weight): 6,5kg | Floor anchorage included.

Im REFERENCES

LOLA 200



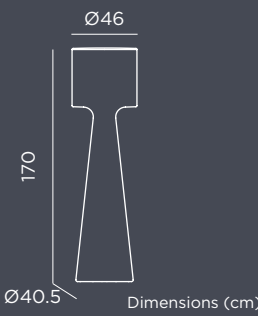
OPTIONS

	Cable Indoor & outdoor use		2.200	LUMLL200OFNW
	Cable Indoor & outdoor use		2.200	LUMLL200OCNW

Packaging: 55,5 x 55,5 x 200,5 cm | Gross Weight (Packaged Weight): 12,5kg | Floor anchorage included.

Im REFERENCES

GRACE 170



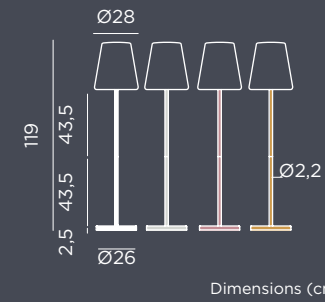
OPTIONS

	Rechargeable Battery Indoor & outdoor use		415	LUMGC170WLNW
	Cable Indoor & outdoor use		2.200	LUMGC170OFNW
	Cable Indoor & outdoor use		2.200	LUMGC170OCNW

Packaging: 46 x 46 x 170 cm | Gross Weight (Packaged Weight): 8,5kg | Floor anchorage included.

Im REFERENCES

LOLA SLIM 120



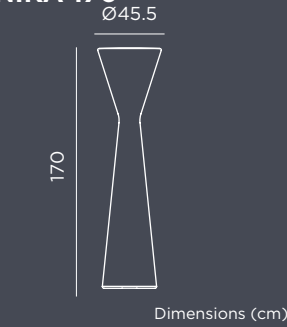
OPTIONS

	Solar & Rechargeable Battery Indoor & outdoor use ● Rose gold colour		600	LUMLLS120RGSSNW
	Solar & Rechargeable Battery Indoor & outdoor use ● Brass colour		600	LUMLLS120BRSSNW
	Solar & Rechargeable Battery Indoor & outdoor use ● Space grey colour		600	LUMLLS120GESSNW
	Solar & Rechargeable Battery Indoor & outdoor use ● Anthracite colour		600	LUMLLS120ANSSNW

Packaging: 39 x 39 x 39,5 cm | Gross Weight (Packaged Weight): 7kg | Weight stability included.

Im REFERENCES

KONIKA 170



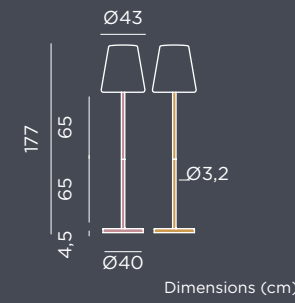
OPTIONS

	Rechargeable Battery Indoor & outdoor use		415	LUMKN170WLNW
	Cable Indoor & outdoor use		2.200	LUMKN170OFNW

Packaging: 45,8 x 45,8 x 171 cm | Gross Weight (Packaged Weight): 7,5kg | Floor anchorage included.

Im REFERENCES

LOLA SLIM 180



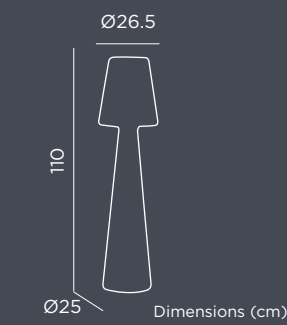
OPTIONS

	Solar & Rechargeable Battery Indoor & outdoor use ● Rose gold colour		800	LUMLLS180RGSSNW
	Cable Jute IN&OUT Indoor & outdoor use ● Rose gold colour		860	LUMLLS180RGINOUTNW
	Solar & Rechargeable Battery Indoor & outdoor use ● Brass colour		800	LUMLLS180BRSSNW
	Cable Jute IN&OUT Indoor & outdoor use ● Brass colour		860	LUMLLS180BRINOUTNW

Packaging: 47 x 54 x 57,5 cm | Gross Weight (Packaged Weight): 19,65kg | Weight stability included.

Im REFERENCES

LOLA 110



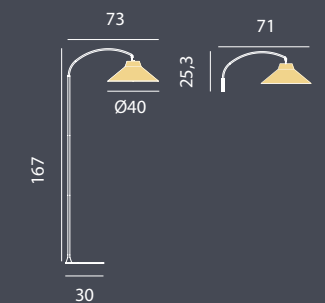
OPTIONS

	Rechargeable Battery Indoor & outdoor use		360	LUMLL110WLNW
	Cable Indoor & outdoor use		1.600	LUMLL110OFNW
	Cable Indoor & outdoor use		1.600	LUMLL110OCNW

Packaging: 26,5 x 26,5 x 111,5 cm | Gross Weight (Packaged Weight): 3,5kg | Floor anchorage included.

Im REFERENCES

NIZA 165 | NATURE COLLECTION



OPTIONS

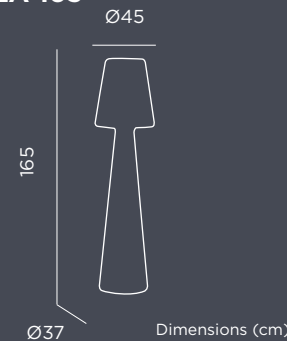
	Rechargeable Battery Indoor & outdoor use ● Black colour		900	LUMNIZ165NXWLNW
--	--	--	-----	-----------------

+ Cherry bulb included

Packaging: 46,5 x 41 x 26,5 cm | Gross Weight (Packaged Weight): 6,4kg.

Im REFERENCES

LOLA 165



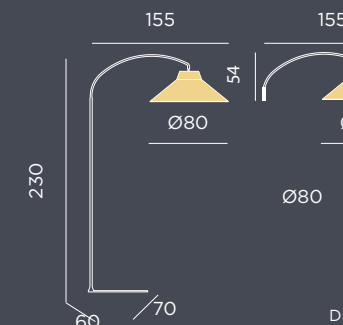
OPTIONS

	Rechargeable Battery Indoor & outdoor use		415	LUMLL165WLNW
	Cable Indoor & outdoor use		2.200	LUMLL165OFNW
	Cable Indoor & outdoor use		2.200	LUMLL165OCNW

Packaging: 45,5 x 45,5 x 166 cm | Gross Weight (Packaged Weight): 10,25kg | Floor anchorage included.

Im REFERENCES

NIZA 230 | NATURE COLLECTION



OPTIONS

	Rechargeable Battery Indoor & outdoor use ● Black colour		900	LUMNIZ230BXWLNW
--	--	--	-----	-----------------

+ Cherry bulb included

Packaging: 82,5 x 92,5 x 46,5 cm | Gross Weight (Packaged Weight): 24,3kg.

Im REFERENCES

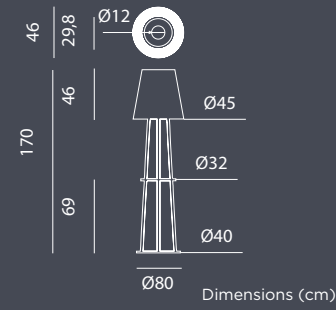
GLOSSARY This technical catalogue is subject to periodic updates, the measurements or finishes may vary in future revisions.

White light (included)
 Warm light (included)
 RGB light (included)
 Warm light portable rechargeable battery (included)
 Led tube lighting (included)
 Led light flame effect
 Twilight sensor
 Motion sensor
 Electric charge (driver not included)
 Remote control (included)
 Dimmable
 Hanging product
 Floating, not submersible
 Floating & submersible
 Integrated speakers
 Touch control
 Volumen of the plantation area
 IP Indicates the level of protection of the electrical or electronic equipment against the entry of external agents: dust or water
 Made of recycled materials
 Artificial plants included
 Serial connection

GLOSSARY This technical catalogue is subject to periodic updates, the measurements or finishes may vary in future revisions.

White light (included)
 Warm light (included)
 RGB light (included)
 Warm light portable rechargeable battery (included)
 Led tube lighting (included)
 Led light flame effect
 Twilight sensor
 Motion sensor
 Electric charge (driver not included)
 Remote control (included)
 Dimmable
 Hanging product
 Floating, not submersible
 Floating & submersible
 Integrated speakers
 Touch control
 Volumen of the plantation area
 IP Indicates the level of protection of the electrical or electronic equipment against the entry of external agents: dust or water
 Made of recycled materials
 Artificial plants included
 Serial connection

OKINAWA 170 | NATURE COLLECTION



OPTIONS

Solar & Rechargeable Battery | Indoor & outdoor use | wood

+ Cherry bulb included

Packaging: 49 x 49 x 49 cm | Gross Weight (Packaged Weight): 8,7kg

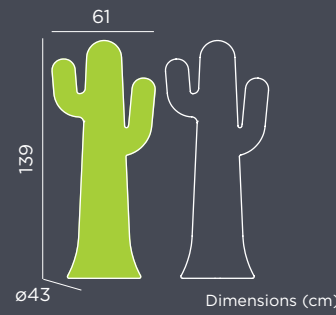


Im

REFERENCES

900 LUMOKI170XXSWNW

PANCHO 140



OPTIONS

Rechargeable Battery | Indoor & outdoor use

Cable | Indoor & outdoor use

Cable | Indoor & outdoor use

Cable | Indoor & outdoor use | Lime colour

Packaging: 44 x 51 x 140 cm | Gross Weight (Packaged Weight): 7kg | Floor anchorage included.



Im

REFERENCES

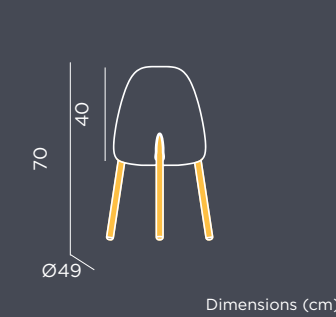
390 LUMPC140TWNW

1.800 LUMPC140OFNW

1.800 LUMPC140OCNW

1.800 LUMPV140OFNW

ROCKET 70



OPTIONS

Solar & Rechargeable Battery | Indoor & outdoor use

Cable Jute | IN&OUT Indoor & outdoor use

Packaging: 37,5 x 37,5 x 43 cm | Gross Weight (Packaged Weight): 3kg



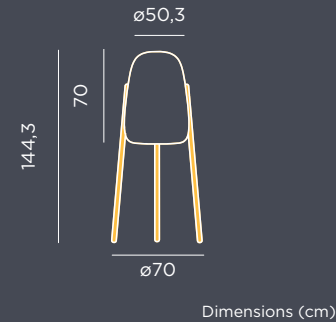
Im

REFERENCES

600 LUMRCK70SSNW

860 LUMRCK70INOUTNW

ROCKET 145



OPTIONS

Solar & Rechargeable Battery | Indoor & outdoor use

Cable Jute | IN&OUT Indoor & outdoor use

Packaging: 51 x 50,5x 120,5 cm | Gross Weight (Packaged Weight): 8kg



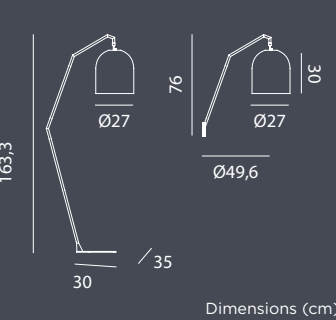
Im

REFERENCES

600 LUMRCK145SSNW

860 LUMRCK145INOUTNW

SANTORINI | NATURE COLLECTION



OPTIONS

Rechargeable Battery | Indoor & outdoor use | White colour

+ Cherry bulb included

Packaging: 33,5 x 42,5 x 36 cm | Gross Weight (Packaged Weight): 6,7kg



Im

REFERENCES

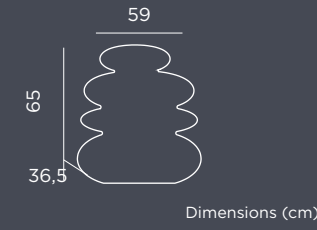
900 LUMSTN165BXWLNW

GLOSSARY This technical catalogue is subject to periodic updates, the measurements or finishes may vary in future revisions.

White light (included) Warm light (included) RGB light (included) Warm light portable rechargeable battery (included) Led tube lighting (included) Led light flame effect Twilight sensor Motion sensor Electric charge (driver not included) Remote control (included) Dimmable Hanging product Floating, not submersible Floating & submersible Integrated speakers Touch control Volumen of the plantation area IP Indicates the level of protection of the electrical or electronic equipment against the entry of external agents: dust or water Made of recycled materials Artificial plants included Serial connection

DECORATIVE

BALANS



OPTIONS

Rechargeable Battery | Indoor & outdoor use

Cable | Indoor & outdoor use

Packaging: 60 x 38 x 66,5 cm | Gross Weight (Packaged Weight): 4,5kg



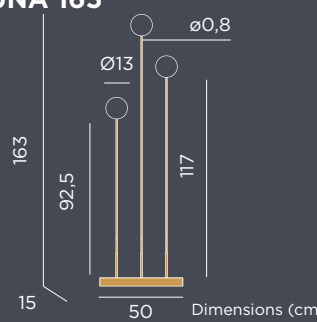
Im

REFERENCES

335 LUMBS070TWNW

900 LUMBS070OFNW

BRUNA 165



OPTIONS

Cable | Indoor & outdoor use | Brass colour

Packaging: 36 x 56,5 x 168 cm | Gross Weight (Packaged Weight): 4,35kg.

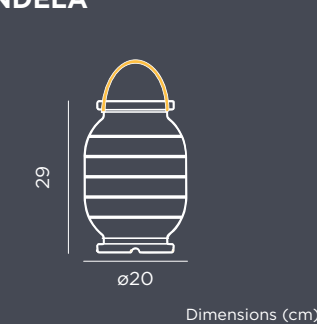


Im

REFERENCES

115 LUMBRU165BROCNW

CANDELA



OPTIONS

Rechargeable Battery | Indoor & outdoor use

Packaging: 20,5 x 20,5 x 29,5 cm | Gross Weight (Packaged Weight): 1,5kg | Vegan leather handle

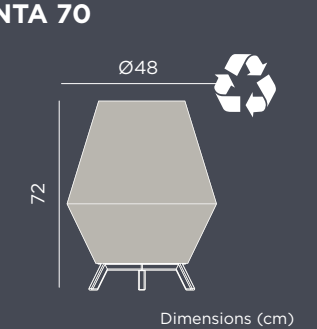


Im

REFERENCES

100 LUMCN030WLNW

CONTA 70



OPTIONS

Rechargeable Battery | Indoor & outdoor use | Taupe grey

+ Cherry bulb included

Packaging: 50,4 x 50,4 x 74 cm | Gross Weight (Packaged Weight): 4 kg

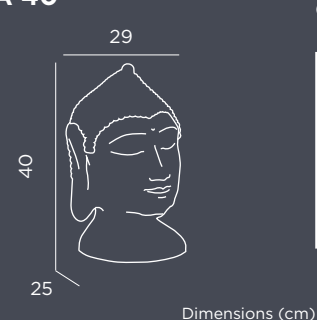


Im

REFERENCES

900 LUMCNT070SXWLNW

GOA 40



OPTIONS

Cable | Indoor & outdoor use

Packaging: 29,5 x 25,7 x 41,6 cm | Gross Weight (Packaged Weight): 1,5kg.



Im

REFERENCES

600 LUMGA040OFNW

GLOSSARY This technical catalogue is subject to periodic updates, the measurements or finishes may vary in future revisions.

White light (included) Warm light (included) RGB light (included) Warm light portable rechargeable battery (included) Led tube lighting (included) Led light flame effect Twilight sensor Motion sensor Electric charge (driver not included) Remote control (included) Dimmable Hanging product Floating, not submersible Floating & submersible Integrated speakers Touch control Volumen of the plantation area IP Indicates the level of protection of the electrical or electronic equipment against the entry of external agents: dust or water Made of recycled materials Artificial plants included Serial connection

GOA 70



Dimensions (cm)

OPTIONS

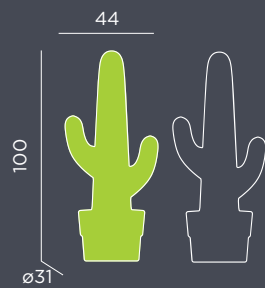
Cable | Indoor & outdoor use

Packaging: 51 x 44 x 71 cm | Gross Weight (Packaged Weight): 5,7kg.

Im REFERENCES

600 LUMGA0700FNW

KAKTUS 100



Dimensions (cm)

OPTIONS

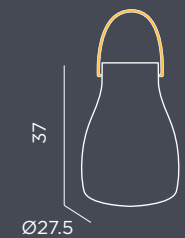
Rechargeable Battery | Indoor & outdoor use LED TUBE 360 LUMKL100TDLNW
 Cable | Indoor & outdoor use LED TUBE 1.400 LUMK1000FNW
 Cable | Indoor & outdoor use Lime colour. LED TUBE 1.400 LUMKL1000FNW

Packaging: 34,2 x 34,2 x 101 cm | Gross Weight (Packaged Weight): 3,7kg | Floor anchorage included.

Im REFERENCES

360 LUMKL100TDLNW
1.400 LUMK1000FNW
1.400 LUMKL1000FNW

KURBY 38



Dimensions (cm)

OPTIONS

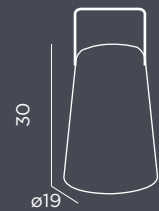
Solar & Rechargeable Battery | Indoor & outdoor use LED TUBE 45 LUMKRO38SSNW

Packaging: 28 x 28 x 39 cm | Gross Weight (Packaged Weight): 1,8kg | Vegan leather handle

Im REFERENCES

45 LUMKRO38SSNW

NÓMADA 30



Dimensions (cm)

OPTIONS

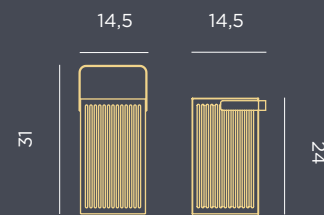
Solar & Rechargeable Battery | Indoor & outdoor use LED TUBE 45 LUMNM032SSNW

Packaging: 20 x 20 x 31 cm | Gross Weight (Packaged Weight): 1,3kg | Metal handle

Im REFERENCES

45 LUMNM032SSNW

OKINAWA LANTERN | NATURE COLLECTION



Dimensions (cm)

OPTIONS

Solar & Rechargeable Battery | Indoor & outdoor use | wood LED TUBE 900 LUMOKL024XXSLNW

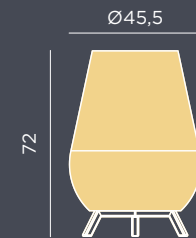
+ Cherry bulb included

Packaging: 15,8 x 14,9 x 24,6 cm | Gross Weight (Packaged Weight): 1,3kg

Im REFERENCES

900 LUMOKL024XXSLNW

SAONA 70 | NATURE COLLECTION



Dimensions (cm)

OPTIONS

Rechargeable Battery | Indoor & outdoor use* LED TUBE 900 LUMSAO070XXWLNW
 Cable Jute | IN&OUT Indoor & outdoor use LED TUBE 290 LUMSAO070XXIONW

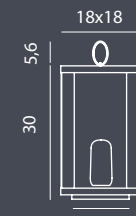
+ Cherry bulb included

Packaging: 50,4 x 50,4 x 74 cm | Gross Weight (Packaged Weight): 3,5 kg / Cable Jute Gross Weight (Packaged Weight): 4 kg

Im REFERENCES

900 LUMSAO070XXWLNW
290 LUMSAO070XXIONW

SIROCO 30



Dimensions (cm)

OPTIONS

Rechargeable Battery | Indoor & outdoor use Black colour LED TUBE 200 LUMSRC030BXWLNW

+ Candy lamp included

Packaging: 31,3 x 19 x 19 cm | Gross Weight (Packaged Weight): 1,9kg

Im REFERENCES

200 LUMSRC030BXWLNW

SIROCO 50



Dimensions (cm)

OPTIONS

Rechargeable Battery | Indoor & outdoor use LED TUBE 200 LUMSRC050BXWLNW

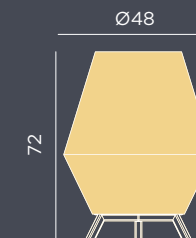
+ Candy lamp included

Packaging: 51,3 x 19 x 19 cm | Gross Weight (Packaged Weight): 2,5kg

Im REFERENCES

200 LUMSRC050BXWLNW

SISINE 70 | NATURE COLLECTION



Dimensions (cm)

OPTIONS

Rechargeable Battery | Indoor & outdoor use* LED TUBE 900 LUMSIS070XXWLNW
 Cable Jute | IN&OUT Indoor & outdoor use LED TUBE 460 LUMSIS070XXIONW

+ Cherry bulb included


Packaging: 50,4 x 50,4 x 74 cm | Gross Weight (Packaged Weight): 3 kg / Cable Jute Gross Weight (Packaged Weight): 4 kg

Im REFERENCES

900 LUMSIS070XXWLNW
460 LUMSIS070XXIONW

GARLANDS

ALBA | NATURE COLLECTION



Dimensions (cm)

OPTIONS

Solar + Rechargeable Battery | Indoor & outdoor use Jute cable LED TUBE 35* LUMALB800XXSLNW
 Cable | Indoor & outdoor use Jute cable LED TUBE 35* LUMALB800XXOCNW

Packaging: 30,5 x 21,5 x 19,5cm | Gross Weight (Cable Packaged Weight): 0,8kg | Gross Weight (Solar Packaged Weight): 1,1kg(*) Lumens per bulb

Im REFERENCES

35* LUMALB800XXSLNW
35* LUMALB800XXOCNW


GLOSSARY This technical catalogue is subject to periodic updates, the measurements or finishes may vary in future revisions.

White light (included) Warm light (included) RGB light (included) Warm light portable rechargeable battery (included) Led tube lighting (included) Led light flame effect Twilight sensor
 Motion sensor Electric charge (driver not included) Remote control (included) Dimmable Hanging product Floating, not submersible Floating & submersible Integrated speakers
 Touch control Volumen of the plantation area IP Indicates the level of protection of the electrical or electronic equipment against the entry of external agents: dust or water Made of recycled materials
 Artificial plants included Serial connection

GLOSSARY This technical catalogue is subject to periodic updates, the measurements or finishes may vary in future revisions.

White light (included) Warm light (included) RGB light (included) Warm light portable rechargeable battery (included) Led tube lighting (included) Led light flame effect Twilight sensor
 Motion sensor Electric charge (driver not included) Remote control (included) Dimmable Hanging product Floating, not submersible Floating & submersible Integrated speakers
 Touch control Volumen of the plantation area IP Indicates the level of protection of the electrical or electronic equipment against the entry of external agents: dust or water Made of recycled materials
 Artificial plants included Serial connection

ALLEGRA



OPTIONS

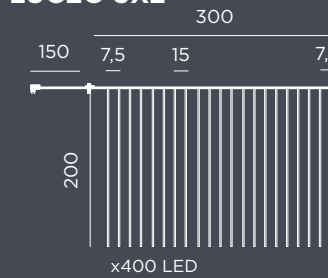
- Solar + Rechargeable Battery | Indoor & outdoor use | Jute cable 35° LUMGASXXSLNW
- Solar + Rechargeable Battery | Indoor & outdoor use | White cable 35° LUMGASBXSLLNW
- Solar + Rechargeable Battery | Indoor & outdoor use | Black cable 35° LUMGASNXSLNW

- Cable | Indoor & outdoor use | Jute cable 35° LUMGASXXOCNW
- Cable | Indoor & outdoor use | White cable 35° LUMGALLOCBXNW
- Cable | Indoor & outdoor use | Pink cable 35° LUMGALLOCRNW
- Cable | Indoor & outdoor use | Black cable 35° LUMGALLOCCNNW
- Cable | Indoor & outdoor use | Black cable 20° LUMGALLRGNW

Packaging Solar + Rechargeable Battery: 21 x 35 x 15 cm | Gross Weight (Packaged Weight): 1,15kg / Packaging Cable: 21 x 35 x 12 cm | Gross Weight (Packaged Weight): 0,8 kg (*)Lumens per bulb

Im REFERENCES

LUCEO 3X2



OPTIONS

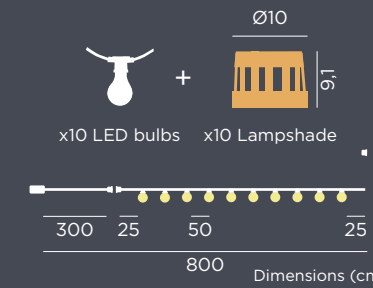
- Cable | Indoor & outdoor use | Transparent rope NA LUMLUC320XXOCNW

Packaging Cable: 18 x 18 x 10 cm | Gross Weight (Packaged Weight): 0,6Kg | Link up to two garlands

Dimensions (cm)

Im REFERENCES

AURORA | NATURE COLLECTION



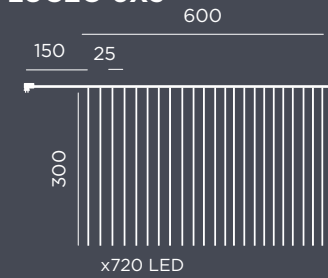
OPTIONS

- Solar + Rechargeable Battery | Indoor & outdoor use | Jute cable 35° LUMAUR800XXSLNW
- Cable | Indoor & outdoor use | Jute cable 35° LUMAUR800XXOCNW

Packaging Solar + Rechargeable Batt: 28,5 x 15 x 15 cm, Gross Weight (Packaged Weight): 1,5 kg | Packaging Cable: 28,5 x 15 x 13 cm, Gross Weight (Packaged Weight): 0,9 kg (1,2 kg Jute Cable) (*)Lumens per bulb

Im REFERENCES

LUCEO 6X3



OPTIONS

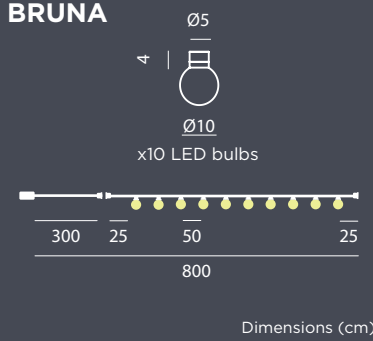
- Cable | Indoor & outdoor use | Transparent rope NA LUMLUC630XXOCNW

Packaging Cable: 18 x 18 x 18 cm | Gross Weight (Packaged Weight): 1,2Kg

Dimensions (cm)

Im REFERENCES

BRUNA



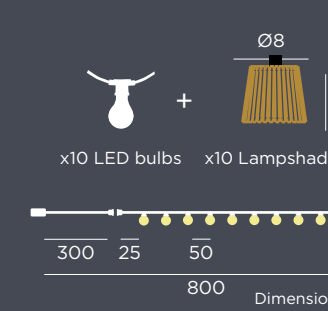
OPTIONS

- Solar + Rechargeable Battery | Indoor & outdoor use | White rope 50° LUMGBR100BXSLNW
- Cable | Indoor & outdoor use | White rope 50° LUMGBR100BROCNW
- Cable | Indoor & outdoor use | Turquoise rope 50° LUMGBR100QXOCNW

Packaging Solar + Rechargeable Batt: 13 x 28,5 x 15 cm, Gross Weight (Packaged Weight): 2,9 kg | Packaging Cable: 13 x 28,5 x 15 cm | Gross Weight (Packaged Weight): 2,75kg (*)Lumens per bulb

Im REFERENCES

OKINAWA GARLAND | NATURE COLLECTION



OPTIONS

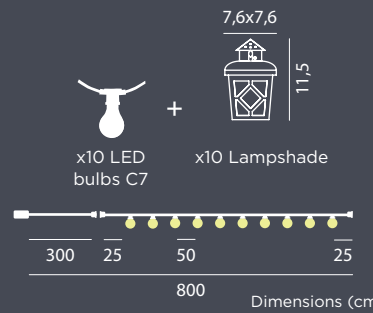
- Solar + Rechargeable Battery | Indoor & outdoor use | Jute cable 15° LUMOKG800XXSLNW
- Cable | Indoor & outdoor use | Jute cable 35° LUMOKG800XXOCNW

Packaging Solar + Rechargeable Batt: 40,5 x 16 x 10,5 cm, Gross Weight (Packaged Weight): 0,9 kg | Packaging Cable: 40,5 x 16 x 10,5 cm, Gross Weight (Packaged Weight): 0,9 kg (*)Lumens per bulb

Dimensions (cm)

Im REFERENCES

CHELSEA



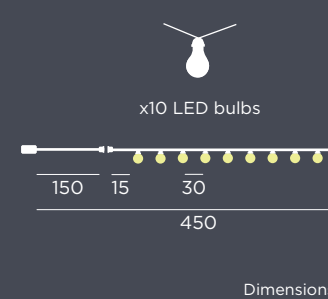
OPTIONS

- Cable | Indoor & outdoor use | Transparent rope 35° LUMCHE800BXOCNW

Packaging: 13 x 28,5 x 15 cm | Gross Weight (Packaged Weight): 1,4 kg (*)Lumens per bulb

Im REFERENCES

STELLA



OPTIONS

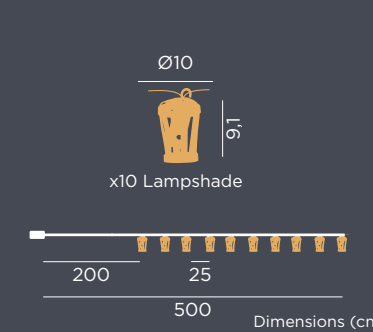
- Solar + Rechargeable Battery | Indoor & outdoor use | Transparent cable 35° LUMGSTLSLNW
- Cable | Indoor & outdoor use | Transparent rope 35° LUMGSTLOCNW

Packaging Solar + Rechargeable Battery: 13 x 22 x 15 cm | Gross Weight (Packaged Weight): 0,6kg / Packaging Cable: 12 x 20 x 17 cm | Gross Weight (Packaged Weight): 0,4kg (*)Lumens per bulb

Dimensions (cm)

Im REFERENCES

HIAMA GARLAND | NATURE COLLECTION



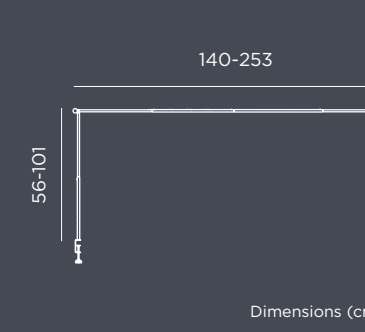
OPTIONS

- Solar | Outdoor use | Black cable 2° LUMHMG800XXOCNW
- Cable | Indoor & outdoor use | Black cable 5° LUMHMG800XXSLNW

Packaging Solar: 33 x 12 x 11 cm, Gross Weight (Packaged Weight): 0,5kg | Packaging Cable: 33 x 12 x 11 cm, Gross Weight (Packaged Weight): 0,5kg (*)Lumens per bulb

Im REFERENCES

GARLAND LIFT



OPTIONS

- Black Opaque Colour

Packaging: 74 x 13 x 6cm, Gross Weight (Packaged Weight): 3,3kg

Dimensions (cm)

REFERENCES

MOBGLF250NXNW

GLOSSARY This technical catalogue is subject to periodic updates, the measurements or finishes may vary in future revisions.

- White light (included)
- Warm light (included)
- RGB light (included)
- Warm light portable rechargeable battery (included)
- Led tube lighting (included)
- Led light flame effect
- Twilight sensor
- Motion sensor
- Electric charge (driver not included)
- Remote control (included)
- Dimmable
- Hanging product
- Floating, not submersible
- Floating & submersible
- Integrated speakers
- Touch control
- Volumen of the plantation area
- IP Indicates the level of protection of the electrical or electronic equipment against the entry of external agents: dust or water
- Made of recycled materials
- Artificial plants included
- Serial connection

GLOSSARY This technical catalogue is subject to periodic updates, the measurements or finishes may vary in future revisions.

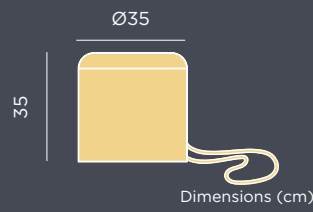
- White light (included)
- Warm light (included)
- RGB light (included)
- Warm light portable rechargeable battery (included)
- Led tube lighting (included)
- Led light flame effect
- Twilight sensor
- Motion sensor
- Electric charge (driver not included)
- Remote control (included)
- Dimmable
- Hanging product
- Floating, not submersible
- Floating & submersible
- Integrated speakers
- Touch control
- Volumen of the plantation area
- IP Indicates the level of protection of the electrical or electronic equipment against the entry of external agents: dust or water
- Made of recycled materials
- Artificial plants included
- Serial connection




PORTABLE HANG

BENIRRÁS | NATURE COLLECTION

OPTIONS

Im REFERENCES

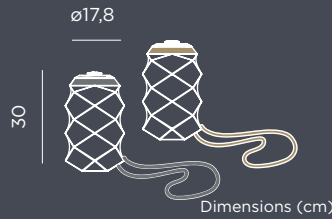








- Rechargeable Battery | Indoor & outdoor use    900 LUMBEN035XXHXNW
- + Cherry bulb included
- Packaging: 34,4 x 34,4 x 38,1 cm | Gross Weight (Packaged Weight): 0,9kg | String: 300cm

BITA

OPTIONS

Im REFERENCES

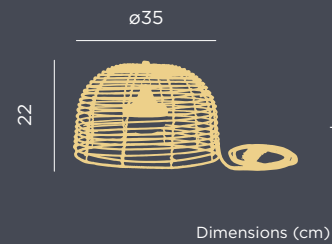





- Rechargeable Battery | Indoor & outdoor use | ● Grey    300 LUMBITAWLNW
- Rechargeable Battery | Indoor & outdoor use | ● Beige rope    300 LUMBITAB030WLNW
- Packaging: 18,5 x 18,5 x 29,5 cm | Gross Weight (Packaged Weight): 0,9kg | String: 150cm

BOSSA HANG | NATURE COLLECTION

OPTIONS

Im REFERENCES

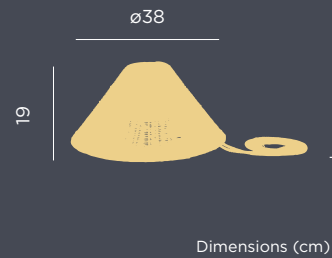





- Rechargeable Battery | Indoor & outdoor use    900 LUMBOHXNW
- + Cherry bulb included
- Packaging: 38,4 x 38,4 x 19,8 cm | Gross Weight (Packaged Weight): 1,5kg | String: 300cm

CALOBRA HANG | NATURE COLLECTION

OPTIONS

Im REFERENCES

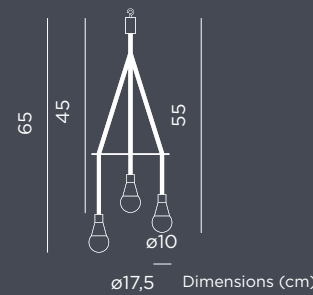






- Rechargeable Battery | Indoor & outdoor use    900 LUMCAHXNW
- + Cherry bulb included
- Packaging: 38,4 x 38,4 x 19,8 cm | Gross Weight (Packaged Weight): 1,5kg | String: 300cm

CHIARA

OPTIONS

Im REFERENCES



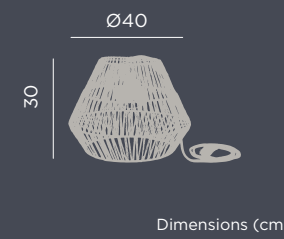
- Solar & Rechargeable Battery | Indoor & outdoor use | ● Black colour     200x1 LUMCHI065BXSWNW
- Packaging: 23,5 x 21,5 x 19 cm | Gross Weight (Packaged Weight): 0,7kg




CONTA HANG



OPTIONS

Im REFERENCES



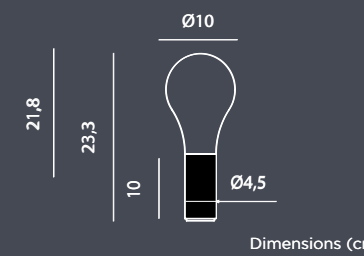
- Rechargeable Battery | Indoor & outdoor use | ● Taupe grey    900 LUMCNT030SXHWNW
- + Cherry bulb included
- Packaging: 45,2 x 44,5 x 33 cm | Gross Weight (Packaged Weight): 1,8kg | String: 300cm





EDY A100



OPTIONS

Im REFERENCES



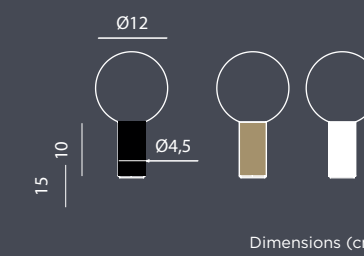
- Rechargeable Battery | Indoor & outdoor use | ● Black colour     400 LUMEDY100NXWLNW
- Packaging: ø10,2 x 27 cm | Gross Weight (Packaged Weight): 0,4 kg | Magnetic surface.













EDY G125



OPTIONS

Im REFERENCES

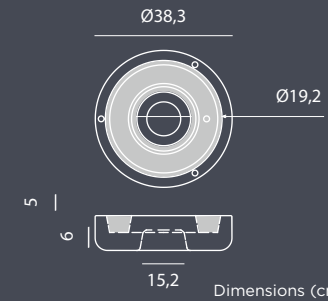







- Rechargeable Battery | Indoor & outdoor use | ● Black colour     400 LUMEDY125NXWLNW
- Rechargeable Battery | Indoor & outdoor use | ● White colour     400 LUMEDY125BXWLNW
- Rechargeable Battery | Indoor & outdoor use | ● Beige colour     400 LUMEDY125BEWLNW
- Packaging: 23 x 13,2 x 13,2 cm | Gross Weight (Packaged Weight): 0,4kg | Magnetic surface.

ELBA 39

OPTIONS

Im REFERENCES

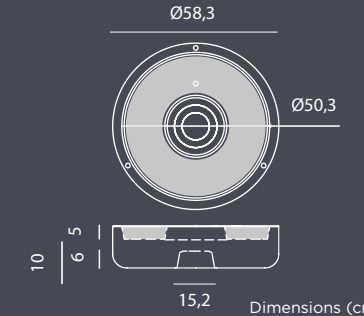







- Rechargeable Battery | Indoor & outdoor use     900 LUMELB039XXHWNW
- + Cherry bulb included
- Packaging: 12 x 39,5 x 46,5 cm | Gross Weight (Packaged Weight): 2,8kg  Artificial plants included

ELBA 59

















OPTIONS

Im REFERENCES











- Rechargeable Battery | Indoor & outdoor use     900 LUMELB059XXHWNW
- Packaging: 15,5 x 59,5 x 59,5 cm | Gross Weight (Packaged Weight): 4,8kg  Artificial plants included

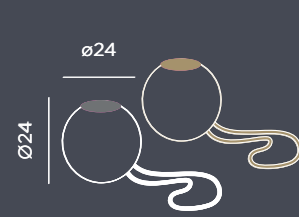
GLOSSARY This technical catalogue is subject to periodic updates, the measurements or finishes may vary in future revisions.

-  White light (included)
-  Warm light (included)
-  RGB light (included)
-  Warm light portable rechargeable battery (included)
-  Led tube lighting (included)
-  Led light flame effect
-  Twilight sensor
-  Motion sensor
-  Electric charge (driver not included)
-  Remote control (included)
-  Dimmable
-  Hanging product
-  Floating, not submersible
-  Floating & submersible
-  Integrated speakers
-  Touch control
- Volumen of the plantation area
- IP Indicates the level of protection of the electrical or electronic equipment against the entry of external agents: dust or water
- Made of recycled materials
- Artificial plants included
- Serial connection

GLOSSARY This technical catalogue is subject to periodic updates, the measurements or finishes may vary in future revisions.









-  White light (included)
-  Warm light (included)
-  RGB light (included)
-  Warm light portable rechargeable battery (included)
-  Led tube lighting (included)
-  Led light flame effect
-  Twilight sensor
-  Motion sensor
- Electric charge (driver not included)
- Remote control (included)
- Dimmable
- Hanging product
- Floating, not submersible
- Floating & submersible
- Integrated speakers
- Touch control
- Volumen of the plantation area
- IP Indicates the level of protection of the electrical or electronic equipment against the entry of external agents: dust or water
- Made of recycled materials
- Artificial plants included
- Serial connection

NORAI



Dimensions (cm)

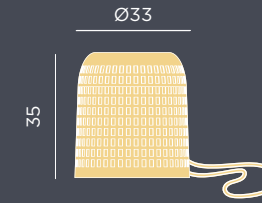
OPTIONS

- Rechargeable Battery | Indoor & outdoor use | Grey   IP65   300 LUMNR025WLNW
- Rechargeable Battery | Indoor & outdoor use | Beige rope   IP65   300 LUMNRB025WLNW

Packaging: 24,6 x 24,6 x 24,6 cm | Gross Weight (Packaged Weight): 0,9kg | String: 150cm

Im REFERENCES

POSITANO | NATURE COLLECTION



Dimensions (cm)

OPTIONS

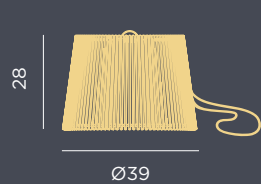
- Rechargeable Battery | Indoor & outdoor use   IP54   900 LUMPOS035XXHXNW

- + Cherry bulb included

Packaging: 34,4 x 34,4 x 38,1 cm | Gross Weight (Packaged Weight): 0,8kg | String: 300cm

Im REFERENCES

OKINAWA HANG | NATURE COLLECTION



Dimensions (cm)

OPTIONS

- Rechargeable Battery | Indoor & outdoor use   IP54   900 LUMOKH040XXHWNW

- + Cherry bulb included

Packaging: 39,6 x 39,6 x 31,2 cm | Gross Weight (Packaged Weight): 1,7 kg | String: 300cm


Im REFERENCES

REONA | NATURE COLLECTION



Dimensions (cm)

OPTIONS

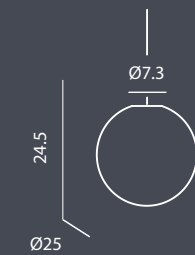
- Rechargeable Battery | Indoor & outdoor use   IP54   900 LUMREHXNW

- + Cherry bulb included

Packaging: 31,65 x 43 x 43 cm | Gross Weight (Packaged Weight): 1,8kg | String: 300cm









Im REFERENCES

PIANETA 25



Dimensions (cm)

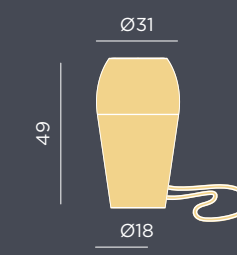
OPTIONS

- Rechargeable Battery | Indoor & outdoor use   IP65   700 LUMPIA025XXHWNW
- Hanging Cable | Indoor & outdoor use   IP44   460 LUMPIA025XXHBNW

Packaging: 26 x 26 x 26 cm | Gross Weight (Packaged Weight): 1,2kg | Steel string

Im REFERENCES

SAONA HANG | NATURE COLLECTION



Dimensions (cm)

OPTIONS

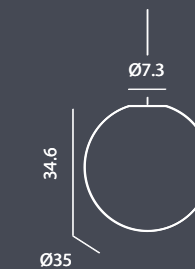
- Rechargeable Battery | Indoor & outdoor use   IP54   900 LUMSAO050XXHXNW

- + Cherry bulb included

Packaging: 32,8 x 32,8 x 51,5 cm | Gross Weight (Packaged Weight): 1,1kg | String: 300cm








Im REFERENCES

PIANETA 35



Dimensions (cm)


OPTIONS

- Rechargeable Battery | Indoor & outdoor use   IP65   700 LUMPIA035XXHWNW
- Hanging Cable | Indoor & outdoor use   IP44   460 LUMPIA035XXHBNW

Packaging: 36 x 36 x 36 cm | Gross Weight (Packaged Weight): 1,7kg | Steel string

Im REFERENCES

SIMONA | NATURE COLLECTION



Dimensions (cm)

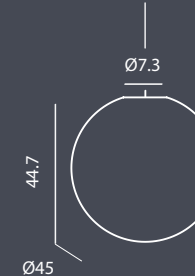
OPTIONS

- Solar & Rechargeable Battery Hang | Indoor & outdoor use   IP54   200 LUMSIM180XXSWNW

Packaging: 13,5 x 27 x 19,5 cm | Gross Weight (Packaged Weight): 0,6kg | Jute cable









Im REFERENCES

PIANETA 45



Dimensions (cm)

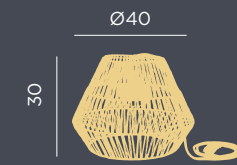
OPTIONS

- Rechargeable Battery | Indoor & outdoor use   IP65   700 LUMPIA045XXHWNW
- Hanging Cable | Indoor & outdoor use   IP44   460 LUMPIA045XXHBNW

Packagin: 46 x 46 x 46 cm | Gross Weight (Packaged Weight): 2,9 Kg | Steel string

Im REFERENCES

SISINE HANG | NATURE COLLECTION



Dimensions (cm)

OPTIONS






















- Rechargeable Battery | Indoor & outdoor use   IP54   900 LUMSIHXNW

- + Cherry bulb included






















Packaging: 31,65 x 43 x 43 cm | Gross Weight (Packaged Weight): 1,8kg | String: 300cm

Im REFERENCES

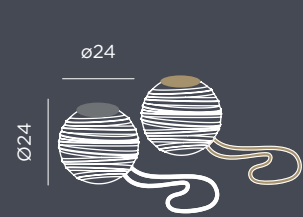
GLOSSARY This technical catalogue is subject to periodic updates, the measurements or finishes may vary in future revisions.

-  White light (included)
-  Warm light (included)
-  RGB light (included)
-  Warm light portable rechargeable battery (included)
-  Led tube lighting (included)
-  Led light flame effect
-  Twilight sensor
-  Motion sensor
-  Electric charge (driver not included)
-  Remote control (included)
-  Dimmable
-  Hanging product
-  Floating, not submersible
-  Floating & submersible
-  Integrated speakers
-  Touch control
-  Volumen of the plantation area
-  IP Indicates the level of protection of the electrical or electronic equipment against the entry of external agents: dust or water
-  Made of recycled materials
-  Artificial plants included
-  Serial connection

GLOSSARY This technical catalogue is subject to periodic updates, the measurements or finishes may vary in future revisions.

-  White light (included)
-  Warm light (included)
-  RGB light (included)
-  Warm light portable rechargeable battery (included)
-  Led tube lighting (included)
-  Led light flame effect
-  Twilight sensor
-  Motion sensor
-  Electric charge (driver not included)
-  Remote control (included)
-  Dimmable
-  Hanging product
-  Floating, not submersible
-  Floating & submersible
-  Integrated speakers
-  Touch control
-  Volumen of the plantation area
-  IP Indicates the level of protection of the electrical or electronic equipment against the entry of external agents: dust or water
-  Made of recycled materials
-  Artificial plants included
-  Serial connection

SORA



Dimensions (cm)

OPTIONS



Rechargeable Battery | Indoor & outdoor use | ○ Anthracite
Rechargeable Battery | Indoor & outdoor use | ● Beige rope

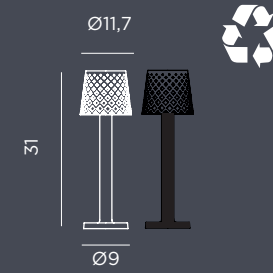


Im REFERENCES

300 LUMSORAWLNW
300 LUMSORABWLNW

Packaging: 24,6 x 24,6 x 24,6 cm | Gross Weight (Packaged Weight): 0,9kg | String: 150cm

GRETITA TABLE



Dimensions (cm)

OPTIONS



*AAA Batteries| Indoor & outdoor use | ● White colour
*AAA Batteries| Indoor & outdoor use | ○ Anthracite colour



Im REFERENCES

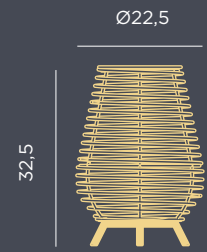
80 LUMGRT030BXWLNW
80 LUMGRT030ANWLNW

* 3 AAA Batteries no supplies

Packaging: 14,2 x 12 x 17,6cm | Gross Weight (Packaged Weight): 0,3kg

TABLE LAMPS

BOSSA 30 | NATURE COLLECTION



Dimensions (cm)

OPTIONS



Rechargeable Battery | Indoor & outdoor use |



Im REFERENCES

900 LUMBOS030XXWLNW

+ Cherry bulb included

Packaging: 27 x 27 x 40 cm | Gross Weight (Packaged Weight): 1,1kg

LOLA 20



Dimensions (cm)

OPTIONS



Rechargeable Battery | Indoor & outdoor use
*AAA Batteries| Indoor & outdoor use



Im REFERENCES

18 LUMLL020WLNW
8 LUMLL20AAANW

* 3 AAA Batteries no supplies / Only smooth change colour mode

Packaging: 10,6 x 10,6 x 20,6 cm | Gross Weight (Packaged Weight): 0,3kg

CANDY BULB BATTERY



Dimensions (cm)

OPTIONS



Rechargeable Battery | Indoor & outdoor use



Im REFERENCES

200 LUMCND019BXWLNW

Packaging: 20,5 x 9,2 x 9,2 cm | Gross Weight (Packaged Weight): 0,32kg | Magnetic surface.

LOLA 20 LUX



Dimensions (cm)

OPTIONS



Rechargeable Battery | Indoor & outdoor use

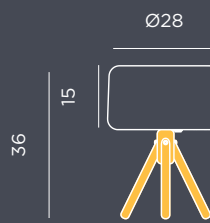


Im REFERENCES

90 LUMLOLO20XXWLNW

Packaging: 11,5 x 11,5 x 20,8 cm | Gross Weight (Packaged Weight): 0,3kg

CHLOE 35



Dimensions (cm)

OPTIONS



Solar & Rechargeable Battery | Indoor & outdoor use



Im REFERENCES

45 LUMCHL035SSNW
500 LUMCHL035CCNW

Packaging: 28,3 x 28,3 x 18 cm | Gross Weight (Packaged Weight): 1,8kg

LOLA 30



Dimensions (cm)

OPTIONS



Rechargeable Battery | Indoor & outdoor use

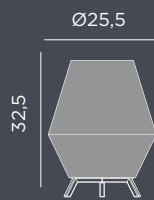


Im REFERENCES

315 LUMLL030WLNW

Packaging: 17 x 17 x 31,6 cm | Gross Weight (Packaged Weight): 1,2kg

CONTA 30



Dimensions (cm)

OPTIONS



Rechargeable Battery | Indoor & outdoor use | ● Taupe grey



Im REFERENCES

900 LUMCNT030SXWLNW

Packaging: 27 x 27 x 40 cm | Gross Weight (Packaged Weight): 1,3kg

LOLA 45



Dimensions (cm)

OPTIONS



Rechargeable Battery | Indoor & outdoor use



Im REFERENCES

360 LUMLL045WLNW
600 LUMLL045OFNW

Packaging: 26 x 26 x 48 cm | Gross Weight (Packaged Weight): 1,7kg

GLOSSARY This technical catalogue is subject to periodic updates, the measurements or finishes may vary in future revisions.

☀ White light (included) ☀ Warm light (included) 🌈 RGB light (included) 🔋 Warm light portable rechargeable battery (included) 📡 Led tube lighting (included) 🔥 Led light flame effect 🌙 Twilight sensor
👁 Motion sensor 🔌 Electric charge (driver not included) 📶 Remote control (included) 📶 Dimmable 📶 Hanging product 🚫 Floating, not submersible 📶 Floating & submersible 🗣 Integrated speakers
👉 Touch control 📶 Volumen of the plantation area IP Indicates the level of protection of the electrical or electronic equipment against the entry of external agents: dust or water ♻ Made of recycled materials
🌿 Artificial plants included 📶 Serial connection

GLOSSARY This technical catalogue is subject to periodic updates, the measurements or finishes may vary in future revisions.

☀ White light (included) ☀ Warm light (included) 🌈 RGB light (included) 🔋 Warm light portable rechargeable battery (included) 📡 Led tube lighting (included) 🔥 Led light flame effect 🌙 Twilight sensor
👁 Motion sensor 🔌 Electric charge (driver not included) 📶 Remote control (included) 📶 Dimmable 📶 Hanging product 🚫 Floating, not submersible 📶 Floating & submersible 🗣 Integrated speakers
👉 Touch control 📶 Volumen of the plantation area IP Indicates the level of protection of the electrical or electronic equipment against the entry of external agents: dust or water ♻ Made of recycled materials
🌿 Artificial plants included 📶 Serial connection

LOLA SLIM 30

OPTIONS



- Rechargeable Battery | Indoor & outdoor use | Anthracite colour
- Rechargeable Battery | Indoor & outdoor use | Mint colour
- Rechargeable Battery | Indoor & outdoor use | Brass colour
- Rechargeable Battery | Indoor & outdoor use | Rose gold colour
- Rechargeable Battery | Indoor & outdoor use | Space grey colour
- Rechargeable Battery | Indoor & outdoor use | Lime colour
- Rechargeable Battery | Indoor & outdoor use | White colour

Packaging: 11,5 x 11,5 x 33,5 cm | Gross Weight (Packaged Weight): 0,9kg

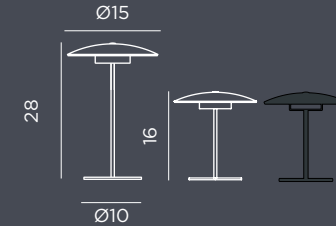
Dimensions (cm)

Im REFERENCES

- 160 LUMLLS030ANWLNW
- 160 LUMLLS030MNWLNW
- 160 LUMLLS030BRWLNW
- 160 LUMLLS030RGWLNW
- 160 LUMLLS030GEWLNW
- 160 LUMLLS030LIWLNW
- 160 LUMLLS030BXWLNW

SARDINIA 30

OPTIONS



- Rechargeable Battery | Indoor & outdoor use | White colour
- Rechargeable Battery | Indoor & outdoor use | Anthracite colour

Packaging: 28 x 18 x 4,5 cm | Gross Weight (Packaged Weight): 0,7 kg

Dimensions (cm)

Im REFERENCES

- 400 LUMSDN030BXWLNW
- 400 LUMSDN030ANWLNW

NORAI SLIM 35

OPTIONS



- Rechargeable Battery | Indoor & outdoor use | Anthracite colour
- Rechargeable Battery | Indoor & outdoor use | Brass colour
- Rechargeable Battery | Indoor & outdoor use | Rose gold colour
- Rechargeable Battery | Indoor & outdoor use | Space grey colour
- Rechargeable Battery | Indoor & outdoor use | White colour

Packaging: 35 x 11,5 x 11,5 cm | Gross Weight (Packaged Weight): 0,6kg

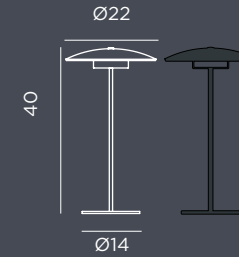
Dimensions (cm)

Im REFERENCES

- 160 LUMNRS035ANWLNW
- 160 LUMNRS035BRWLNW
- 160 LUMNRS035RGWLNW
- 160 LUMNRS035GEWLNW
- 160 LUMNRS035BXWLNW

SARDINIA 40

OPTIONS



- Rechargeable Battery | Indoor & outdoor use | White colour
- Rechargeable Battery | Indoor & outdoor use | Anthracite colour

Packaging: 24 x 40,5 x 5,5 cm | Gross Weight (Packaged Weight): 1,4 kg


Dimensions (cm)

Im REFERENCES

- 700 LUMSDN040BXWLNW
- 700 LUMSDN040ANWLNW

PANCHITO

OPTIONS



- Rechargeable Battery | Indoor & outdoor use
- Rechargeable Battery | Indoor & outdoor use | Lime colour

Packaging: 15,6 x 10 x 21,5 cm | Gross Weight (Packaged Weight): 0,3kg.

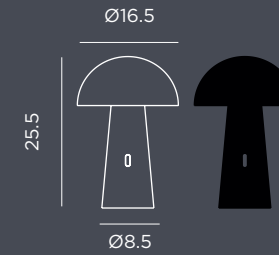
Dimensions (cm)

Im REFERENCES

- 11 LUMPCT20WWLNW
- 11 LUMPCT20VWLNW

SHITAKE

OPTIONS



- Rechargeable Battery | Indoor & outdoor use | White colour
- Rechargeable Battery | Indoor & outdoor use | Black colour

Packaging: 18,5 x 17 x 26 cm | Gross Weight (Packaged Weight): 1,1 kg

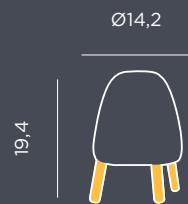
Dimensions (cm)

Im REFERENCES

- 450 LUMSTK025BXWLNW
- 450 LUMSTK025NXWLNW

ROCKET 20

OPTIONS



- Rechargeable Battery | Indoor & outdoor use

Packaging: 13,5 x 13,5 x 14,5 cm | Gross Weight (Packaged Weight): 0,35kg.

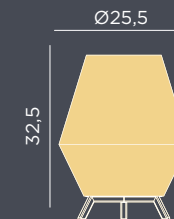
Dimensions (cm)

Im REFERENCES

- 11 LUMRCK20WLNW

SISINE 30 | NATURE COLLECTION

OPTIONS



- Rechargeable Battery | Indoor & outdoor use

+ Cherry bulb included

Packaging: 27 x 27 x 40 cm | Gross Weight (Packaged Weight): 1,3kg

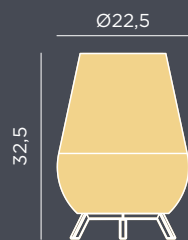
Dimensions (cm)

Im REFERENCES

- 900 LUMSIS030XXWLNW

SAONA 30 | NATURE COLLECTION

OPTIONS



- Rechargeable Battery | Indoor & outdoor use

+ Cherry bulb included

Packaging: 27 x 27 x 40 cm | Gross Weight (Packaged Weight): 1,8kg


Dimensions (cm)

Im REFERENCES

- 900 LUMSAO030XXWLNW

CUBY 45 PLAY

OPTIONS



- Rechargeable Battery | Play: Light & Music | Indoor & outdoor use

Packaging: 43,5 x 43,5 x 45 cm | Gross Weight (Packaged Weight): 5kg | x2 Speakers

43x43 Dimensions (cm)

Im REFERENCES

- LUMCBP45WLNW

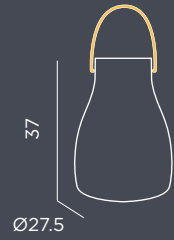
GLOSSARY This technical catalogue is subject to periodic updates, the measurements or finishes may vary in future revisions.

- White light (included)
- Warm light (included)
- RGB light (included)
- Warm light portable rechargeable battery (included)
- Led tube lighting (included)
- Led light flame effect
- Twilight sensor
- Motion sensor
- Electric charge (driver not included)
- Remote control (included)
- Dimmable
- Hanging product
- Floating, not submersible
- Floating & submersible
- Integrated speakers
- Touch control
- Volumen of the plantation area
- IP Indicates the level of protection of the electrical or electronic equipment against the entry of external agents: dust or water
- Made of recycled materials
- Artificial plants included
- Serial connection

GLOSSARY This technical catalogue is subject to periodic updates, the measurements or finishes may vary in future revisions.

- White light (included)
- Warm light (included)
- RGB light (included)
- Warm light portable rechargeable battery (included)
- Led tube lighting (included)
- Led light flame effect
- Twilight sensor
- Motion sensor
- Electric charge (driver not included)
- Remote control (included)
- Dimmable
- Hanging product
- Floating, not submersible
- Floating & submersible
- Integrated speakers
- Touch control
- Volumen of the plantation area
- IP Indicates the level of protection of the electrical or electronic equipment against the entry of external agents: dust or water
- Made of recycled materials
- Artificial plants included
- Serial connection

KURBY 38 PLAY



Dimensions (cm)

OPTIONS

Rechargeable Battery | Play: Light & Music | Indoor & outdoor use 45

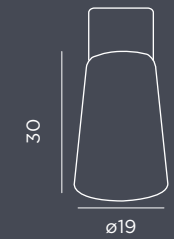
Packaging: 37 x 27,5 x 27,5 cm | Gross Weight (Packaged Weight): 1,8kg | Vegan leather handle | x1 Speaker

Im

REFERENCES

LUMKR038PLNW

NÓMADA 30 PLAY



Dimensions (cm)

OPTIONS

Rechargeable Battery | Play: Light & Music | Indoor & outdoor use 45

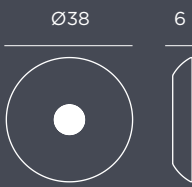
Packaging: 20 x 20 x 31 cm | Gross Weight (Packaged Weight): 1,3kg | Metal handle | x1 Speaker

Im

REFERENCES

LUMNM032PLNW

PLAY DISK 40



Dimensions (cm)

OPTIONS

Rechargeable Battery | Play: Light & Music | Indoor & outdoor use 900

Packaging: 38,2 x 38,5 x 6,2 cm | Gross Weight (Packaged Weight): 2 kg

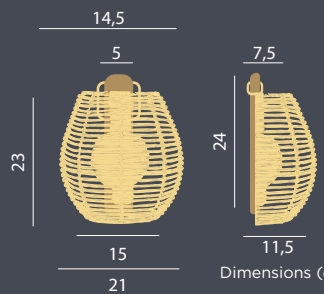
Im

REFERENCES

LUMPK040XXPLNW

FUNCTIONAL

BOSSA WALL | NATURE COLLECTION



Dimensions (cm)

OPTIONS

Rechargeable Battery | Indoor & outdoor use

+ Cherry bulb included

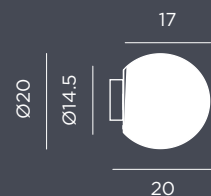
Packaging: 16,3 x 21,2 x 27,2 cm | Gross Weight (Packaged Weight): 1kg

Im

REFERENCES

900 LUMBOS025XXWLNW

BULY 20 WALL



Dimensions (cm)

OPTIONS

Wall Cable | Indoor & outdoor use

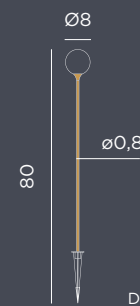
Packaging: 20,6 x 20,6 x 22,3 cm | Gross Weight (Packaged Weight): 1kg | Installation required.

Im

REFERENCES

- LUMBL020OPNW

BRUNA 80 x1



Dimensions (cm)

OPTIONS

Solar & Rechargeable Battery | Indoor & outdoor use | Brass colour

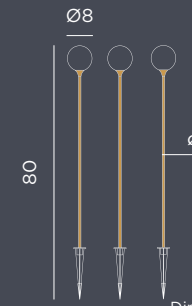
Packaging: 12,8 x 12,8 x 76 cm | Gross Weight (Packaged Weight): 0,6kg.

Im

REFERENCES

38 LUMBRU081BRSWNW

BRUNA 80 x3



Dimensions (cm)

OPTIONS

Solar & Rechargeable Battery | Indoor & outdoor use | Brass colour

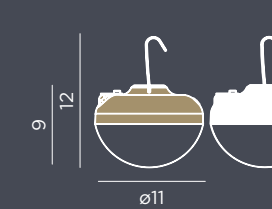
Packaging: 12,8 x 20,8 x 76 cm | Gross Weight (Packaged Weight): 1kg.

Im

REFERENCES

115 LUMBRU080BRSWNW

CHERRY BULB



Dimensions (cm)

OPTIONS

Rechargeable Battery | Indoor & outdoor use | White colour. 900
 Rechargeable Battery | Indoor & outdoor use | Beige colour. 900

Packaging: 11,5 x 11 x 9 cm | Gross Weight (Packaged Weight): 0,3kg | Magnetic surface.

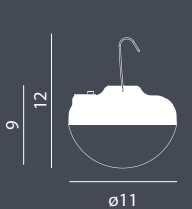
Im

REFERENCES

LUMCHE011BXWLNW

LUMCHE011BEWLNW

SOLAR CHERRY BULB



Dimensions (cm)

OPTIONS

Solar + Rechargeable Battery | Indoor & outdoor use | White colour. 900

Solar panel included

Packaging: 13,2 x 13,2 x 10 cm | Gross Weight (Packaged Weight): 0,65kg | Magnetic surface.

Im

REFERENCES

LUMCHS011BXWLNW

CHERRY MINI



Dimensions (cm)

OPTIONS

Rechargeable Battery | Indoor & outdoor use | White colour 350

Packaging: 24 x 9 x 6 cm | Gross Weight (Packaged Weight): 1,1 kg | Magnetic surface.

Im

REFERENCES

LUMCHE060BXWLNW

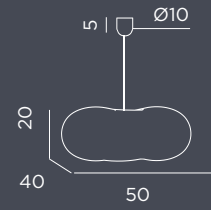
GLOSSARY This technical catalogue is subject to periodic updates, the measurements or finishes may vary in future revisions.

White light (included) Warm light (included) RGB light (included) Warm light portable rechargeable battery (included) Led tube lighting (included) Led light flame effect Twilight sensor
 Motion sensor Electric charge (driver not included) Remote control (included) Dimmable Hanging product Floating, not submersible Floating & submersible Integrated speakers
 Touch control Volumen of the plantation area **IP** Indicates the level of protection of the electrical or electronic equipment against the entry of external agents: dust or water Made of recycled materials
 Artificial plants included Serial connection

GLOSSARY This technical catalogue is subject to periodic updates, the measurements or finishes may vary in future revisions.

White light (included) Warm light (included) RGB light (included) Warm light portable rechargeable battery (included) Led tube lighting (included) Led light flame effect Twilight sensor
 Motion sensor Electric charge (driver not included) Remote control (included) Dimmable Hanging product Floating, not submersible Floating & submersible Integrated speakers
 Touch control Volumen of the plantation area **IP** Indicates the level of protection of the electrical or electronic equipment against the entry of external agents: dust or water Made of recycled materials
 Artificial plants included Serial connection

CLAUDY HANG



Dimensions (cm)

OPTIONS

- Hanging Cable | Indoor & outdoor use Im REFERENCES
 - LUMCL050HXNW
- Packaging: 39,5 x 50,3 x 20 cm | Gross Weight (Packaged Weight): 2,3kg | Cable: 1,5m | Installation required.

LOLA 35 WALL

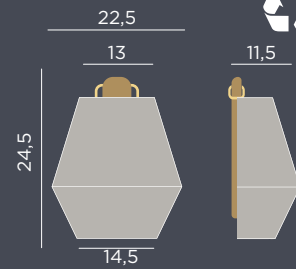


Dimensions (cm)

OPTIONS

- Wall Cable | Indoor & outdoor use Im REFERENCES
 - LUMLL035OPNW
- Packaging: 20,3x 36 x 36,5 cm | Gross Weight (Packaged Weight): 1,6kg | Installation required.

CONTA WALL



Dimensions (cm)

OPTIONS

- Rechargeable Battery | Indoor & outdoor use | ● Taupe grey Im REFERENCES
 - 900 LUMCNT025SXWLNW
 - + Cherry bulb included
- Packaging: 21,2 x 16,3 x 27,2 cm | Gross Weight (Packaged Weight): 0,9kg

PAPAYA 12

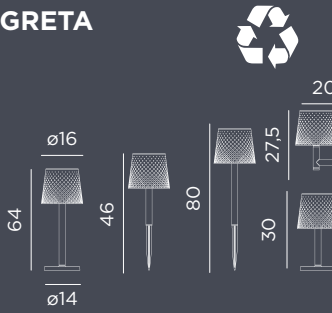


Dimensions (cm)

OPTIONS

- Magnetic rechargeable battery | Outdoor use Im REFERENCES
 - 1.000 LUMPPY012XXWLNW
- Box Packaging: 12,5 x 12,5 x 5,3 cm | Gross Weight (Packaged Weight): 0,6 kg

GRETA



Dimensions (cm)

OPTIONS

- Solar & Rechargeable Battery | Indoor & outdoor use | ● White colour Im REFERENCES
 - 100 LUMGRE080BXSXWNW
 - Solar & Rechargeable Battery | Indoor & outdoor use | ○ Black colour Im REFERENCES
 - 100 LUMGRE080NXSWNW
- Packaging: 23,5 x 22 x 16,5 cm | Gross Weight (Packaged Weight): 0,7kg | Recycled plastic

PAPAYA 30



Dimensions (cm)

OPTIONS

- Solar & Magnetic rechargeable battery | Outdoor use Im REFERENCES
 - 800 LUMPPY030XXSLNW
- Box Packaging: 29,5 x 29,5 x 4,3 cm | Gross Weight (Packaged Weight): 1,2 kg

GRETITA



Dimensions (cm)

OPTIONS

- Solar | Outdoor use | ○ Black colour Im REFERENCES
 - 4 LUMGRT039NXSLNW
 - Solar | Outdoor use | ● White colour Im REFERENCES
 - 4 LUMGRT039BXSLNW
- Packaging: 10 x 37 x 12 cm | Gross Weight (Packaged Weight): 0,6kg

PAQUITA 40

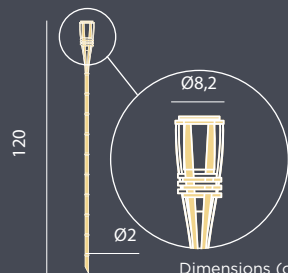


Dimensions (cm)

OPTIONS

- Solar | Outdoor use | ○ Anthracite colour. Im REFERENCES
 - 600 LUMPQTSMSLNW
- Packaging: 15,2 x 40,3 x 32,5 cm | Gross Weight (Packaged Weight): 2,4kg

HIAMA | NATURE COLLECTION

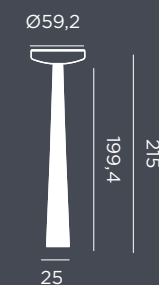


Dimensions (cm)

OPTIONS

- Solar | Outdoor use Im REFERENCES
 - 25 LUMHIA120XXSLNW
- Box Packaging: 122 x 52 x 19 cm | Gross Weight (Packaged Weight): 5,25kg (0,19kg = 1ud)

PAQUITA 215 FAROLA



Dimensions (cm)

OPTIONS

- Solar | Outdoor use | ○ Anthracite colour. Im REFERENCES
 - 1.200 LUMPQTFARSLNW
- Packaging: 42,5 x 59,3 x 105 cm | Gross Weight (Packaged Weight): 12,8kg

GLOSSARY This technical catalogue is subject to periodic updates, the measurements or finishes may vary in future revisions.

- White light (included)
- Warm light (included)
- RGB light (included)
- Warm light portable rechargeable battery (included)
- Led tube lighting (included)
- Led light flame effect
- Twilight sensor
- Motion sensor
- Electric charge (driver not included)
- Remote control (included)
- Dimmable
- Hanging product
- Floating, not submersible
- Floating & submersible
- Integrated speakers
- Touch control
- Volumen of the plantation area
- IP Indicates the level of protection of the electrical or electronic equipment against the entry of external agents: dust or water
- Made of recycled materials
- Artificial plants included
- Serial connection

GLOSSARY This technical catalogue is subject to periodic updates, the measurements or finishes may vary in future revisions.

- White light (included)
- Warm light (included)
- RGB light (included)
- Warm light portable rechargeable battery (included)
- Led tube lighting (included)
- Led light flame effect
- Twilight sensor
- Motion sensor
- Electric charge (driver not included)
- Remote control (included)
- Dimmable
- Hanging product
- Floating, not submersible
- Floating & submersible
- Integrated speakers
- Touch control
- Volumen of the plantation area
- IP Indicates the level of protection of the electrical or electronic equipment against the entry of external agents: dust or water
- Made of recycled materials
- Artificial plants included
- Serial connection

PAQUITA WALL



Dimensions (cm)

OPTIONS

☀️ Solar | Outdoor use | ○ Anthracite colour.

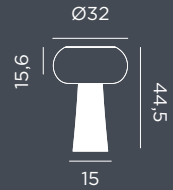


Im REFERENCES

600 LUMPQTAPLSLNW

Packaging: 22,3 x 29,7 x 29,8 cm | Gross Weight (Packaged Weight): 1,8kg

PEPITA 45



Dimensions (cm)

OPTIONS

🔌 + ☀️ Cable & Solar (Hibryd) | Outdoor use | ○ Anthracite colour.

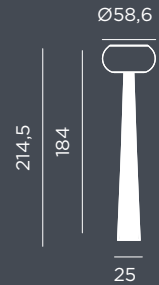


Im REFERENCES

750 LUMPEP045ANSHNW

Packaging: 36 x 54 x 32,5 cm | Gross Weight (Packaged Weight): 2,5kg | Installation required.

PEPITA 215 FAROLA



Dimensions (cm)

OPTIONS

🔌 + ☀️ Cable & Solar (Hibryd) | Outdoor use | ○ Anthracite colour.

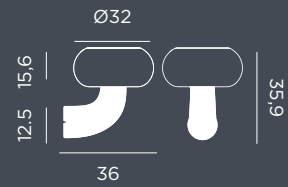


Im REFERENCES

1.500 LUMPEP215ANSHNW

Packaging: 57 x 59,3 x 105 cm | Gross Weight (Packaged Weight): 13kg | Installation required.

PEPITA WALL



Dimensions (cm)

OPTIONS

🔌 + ☀️ Cable & Solar (Hibryd) | Outdoor use | ○ Anthracite colour.

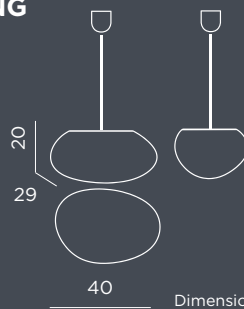


Im REFERENCES

750 LUMPEP036ANOPNW

Packaging: 18,3 x 46,6 x 32,5 cm | Gross Weight (Packaged Weight): 2,5kg | Installation required.

PETRA 40 HANG



Dimensions (cm)

OPTIONS

🔌 Hanging Cable | Indoor & outdoor use

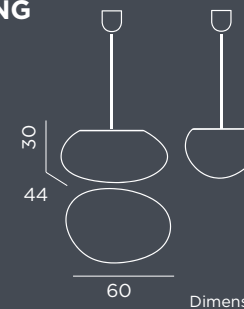


Im REFERENCES

- LUMPT040HXNW

Packaging: 40,3 x 29,5 x 20,5 cm | Gross Weight (Packaged Weight): 1,5kg | Metal trim | Cable: 1,5m | Installation required.

PETRA 60 HANG



Dimensions (cm)

OPTIONS

🔌 Hanging Cable | Indoor & outdoor use

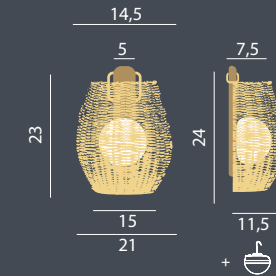


Im REFERENCES

- LUMPT060HXNW

Packaging: 44,3 x 60,2 x 30,8 cm | Gross Weight (Packaged Weight): 2,5kg | Metal trim | Cable: 1,5m | Installation required.

SAONA WALL | NATURE COLLECTION



Dimensions (cm)

OPTIONS

🔌 Rechargeable Battery | Indoor & outdoor use



Im REFERENCES

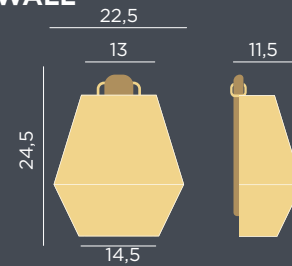
900 LUMSAO025XXWLNW

+ 🍒 Cherry bulb included

Packaging: 16,3 x 21,2 x 27,2 cm | Gross Weight (Packaged Weight): 1kg

+ 🍒 Beige Cherry

SISINE 25 | NATURE COLLECTION WALL



Dimensions (cm)

OPTIONS

🔌 Rechargeable Battery | Indoor & outdoor use



Im REFERENCES

900 LUMSIS025XXWLNW

+ 🍒 Cherry bulb included

Packaging: 27,2 x 21,2 x 16,3 cm | Gross Weight (Packaged Weight): 0,9kg

WALLY SQUARE 12x12x12



Dimensions (cm)

OPTIONS

☀️ Solar | Outdoor use | ● White colour.

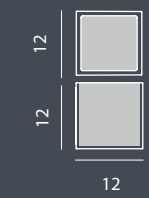


Im REFERENCES

500 LUMWLC012XXSPNW

Packaging: 13,3 x 13,3 x 13,7 cm | Gross Weight (Packaged Weight): 0,4kg

WALLY SQUARE 12x12x12



Dimensions (cm)

OPTIONS

White Opaque Colour ●



REFERENCES

JDNWAP012BXNLNW

Packaging: 13,3 x 13,3 x 13,7 cm | Gross Weight (Packaged Weight): 0,4kg | 1,5 L 🌿 Artificial plants included.

GLOSSARY This technical catalogue is subject to periodic updates, the measurements or finishes may vary in future revisions.

💡 White light (included) 🌞 Warm light (included) 🌈 RGB light (included) 🔋 Warm light portable rechargeable battery (included) 📡 Led tube lighting (included) 🔥 Led light flame effect 🌙 Twilight sensor
 🦋 Motion sensor 🔌 Electric charge (driver not included) 📡 Remote control (included) 📊 Dimmable 📍 Hanging product 🚫 Floating, not submersible 📡 Floating & submersible 🗣️ Integrated speakers
 🖱️ Touch control 🌿 Volumen of the plantation area IP Indicates the level of protection of the electrical or electronic equipment against the entry of external agents: dust or water ♻️ Made of recycled materials
 🌿 Artificial plants included 🔌 Serial connection

GLOSSARY This technical catalogue is subject to periodic updates, the measurements or finishes may vary in future revisions.

💡 White light (included) 🌞 Warm light (included) 🌈 RGB light (included) 🔋 Warm light portable rechargeable battery (included) 📡 Led tube lighting (included) 🔥 Led light flame effect 🌙 Twilight sensor
 🦋 Motion sensor 🔌 Electric charge (driver not included) 📡 Remote control (included) 📊 Dimmable 📍 Hanging product 🚫 Floating, not submersible 📡 Floating & submersible 🗣️ Integrated speakers
 🖱️ Touch control 🌿 Volumen of the plantation area IP Indicates the level of protection of the electrical or electronic equipment against the entry of external agents: dust or water ♻️ Made of recycled materials
 🌿 Artificial plants included 🔌 Serial connection

WALLY RECTANGLE 12x12x18



Dimensions (cm)

OPTIONS

Solar | Outdoor use | ● White colour.

IP65 500 LUMWLP012XXSPNW

Packaging: 13,3 x 13,3 x 19,7cm | Gross Weight (Packaged Weight): 0,6kg

Im REFERENCES

BULY 30



Dimensions (cm)

OPTIONS

Solar & Rechargeable Battery | Indoor & outdoor use
Solar | Outdoor use (Floating)
Cable | Indoor & outdoor use
Cable | Indoor & outdoor use

45 LUMBL030SSNW
45 LUMBL030FTNW
600 LUMBL030OFNW
600 LUMBL030OCNW

Packaging: 31,5 x 31,5 x 29 cm | Gross Weight (Packaged Weight): 1,2kg.

Im REFERENCES

WALLY SQUARE 18x18x18



Dimensions (cm)

OPTIONS

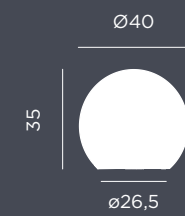
Solar | Outdoor use | ● White colour.

IP65 1.000 LUMWLCO18XXSPNW

Packaging: 19,3 x 19,3 x 19,7cm | Gross Weight (Packaged Weight): 1kg

Im REFERENCES

BULY 40



Dimensions (cm)

OPTIONS

Solar & Rechargeable Battery | Indoor & outdoor use
Solar | Outdoor use (Floating)
Cable | Indoor & outdoor use
Cable | Indoor & outdoor use

45 LUMBL040SSNW
45 LUMBL040FTNW
600 LUMBL040OFNW
600 LUMBL040OCNW

Packaging: 36,6 x 40,3 x 40,3 cm | Gross Weight (Packaged Weight): 1,9kg.

Im REFERENCES

WALLY 27 DISK



Dimensions (cm)

OPTIONS

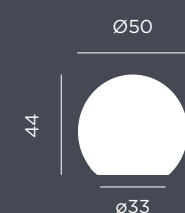
Solar | Outdoor use | ● White colour.

IP65 200 LUMWLD027XXSPNW

Packaging: cm 28 x 28 x 6,5 cm | Gross Weight (Packaged Weight): 0,65 kg

Im REFERENCES

BULY 50



Dimensions (cm)

OPTIONS

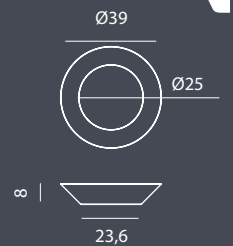
Solar & Rechargeable Battery | Indoor & outdoor use
Cable | Indoor & outdoor use
Cable | Indoor & outdoor use

45 LUMBL050SSNW
600 LUMBL050OFNW
600 LUMBL050OCNW

Packaging: 44,5 x 50,5 x 50,5 cm | Gross Weight (Packaged Weight): 3,2kg.

Im REFERENCES

WALLY 39 DISK



Dimensions (cm)

OPTIONS

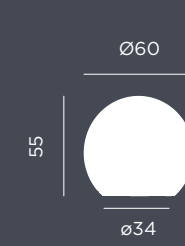
Solar | Outdoor use | ● White colour.

IP65 200 LUMWLD039XXSPNW

Packaging: 40 x 40 x 9,5 cm | Gross Weight (Packaged Weight): 1,5kg

Im REFERENCES

BULY 60



Dimensions (cm)

OPTIONS

Solar & Rechargeable Battery | Indoor & outdoor use
Cable | Indoor & outdoor use
Cable | Indoor & outdoor use

45 LUMBL060SSNW
600 LUMBL060OFNW
600 LUMBL060OCNW

Packaging: 56 x 59,5 x 59,5 cm | Gross Weight (Packaged Weight): 4,5kg.

Im REFERENCES

ESSENTIALS

BULY 20



Dimensions (cm)

OPTIONS

Solar & Rechargeable Battery | Indoor & outdoor use
Solar | Outdoor use (Floating)
Solar | Outdoor use
Cable | Indoor & outdoor use
Cable | Indoor & outdoor use

Packaging: 20,3 x 20,3 x 19,5 cm | Gross Weight (Packaged Weight): 0,8kg.

Im REFERENCES

BULY 80



Dimensions (cm)

OPTIONS

Solar & Rechargeable Battery | Indoor & outdoor use
Cable | Indoor & outdoor use

Packaging: 70,3 x 79,5 x 79,5 cm | Gross Weight (Packaged Weight): 9,5kg.

Im REFERENCES

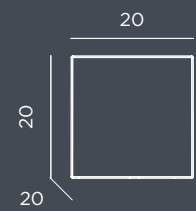
GLOSSARY This technical catalogue is subject to periodic updates, the measurements or finishes may vary in future revisions.

☀ White light (included) ☀ Warm light (included) 🌈 RGB light (included) 🔋 Warm light portable rechargeable battery (included) 📡 Led tube lighting (included) 🔥 Led light flame effect 🌙 Twilight sensor
👁 Motion sensor 🔌 Electric charge (driver not included) 📶 Remote control (included) 📶 Dimmable 📶 Hanging product 🚫 Floating, not submersible 📶 Floating & submersible 🗣 Integrated speakers
👉 Touch control 📶 Volumen of the plantation area IP Indicates the level of protection of the electrical or electronic equipment against the entry of external agents: dust or water ♻ Made of recycled materials
🌿 Artificial plants included 🔌 Serial connection

GLOSSARY This technical catalogue is subject to periodic updates, the measurements or finishes may vary in future revisions.

☀ White light (included) ☀ Warm light (included) 🌈 RGB light (included) 🔋 Warm light portable rechargeable battery (included) 📡 Led tube lighting (included) 🔥 Led light flame effect 🌙 Twilight sensor
👁 Motion sensor 🔌 Electric charge (driver not included) 📶 Remote control (included) 📶 Dimmable 📶 Hanging product 🚫 Floating, not submersible 📶 Floating & submersible 🗣 Integrated speakers
👉 Touch control 📶 Volumen of the plantation area IP Indicates the level of protection of the electrical or electronic equipment against the entry of external agents: dust or water ♻ Made of recycled materials
🌿 Artificial plants included 🔌 Serial connection

CUBY 20



Dimensions (cm)

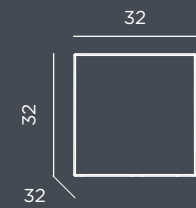
OPTIONS

- Solar & Rechargeable Battery | Indoor & outdoor use
- Cable | Indoor & outdoor use

Packaging: 26,5 x 30,3 x 30,3 cm | Gross Weight (Packaged Weight): 1,1kg.

Im	REFERENCES
45	LUMCB020SSNW
250	LUMCB020OFNW

CUBY 32



Dimensions (cm)

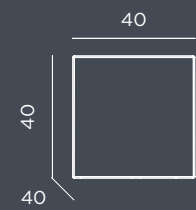
OPTIONS

- Solar & Rechargeable Battery | Indoor & outdoor use
- Cable | Indoor & outdoor use
- Cable | Indoor & outdoor use

Packaging: 34,8 x 32,5 x 32,5 cm | Gross Weight (Packaged Weight): 2,7kg.

Im	REFERENCES
45	LUMCB032SSNW
600	LUMCB032OFNW
600	LUMCB032OCNW

CUBY 40



Dimensions (cm)

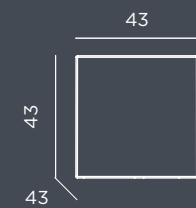
OPTIONS

- Solar & Rechargeable Battery | Indoor & outdoor use
- Cable | Indoor & outdoor use
- Cable | Indoor & outdoor use

Packaging: 46,6 x 46,6 x 42 cm | Gross Weight (Packaged Weight): 4kg.

Im	REFERENCES
45	LUMCB040SSNW
600	LUMCB040OFNW
600	LUMCB040CFNW

CUBY 45



Dimensions (cm)

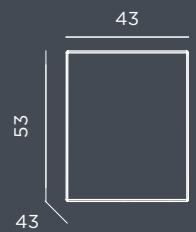
OPTIONS

- Solar & Rechargeable Battery | Indoor & outdoor use
- Cable | Indoor & outdoor use
- Cable | Indoor & outdoor use

Packaging: 45 x 43,5 x 43,5 cm | Gross Weight (Packaged Weight): 5kg.

Im	REFERENCES
45	LUMCB045SSNW
600	LUMCB045OFNW
600	LUMCB045OCNW

CUBY 53



Dimensions (cm)

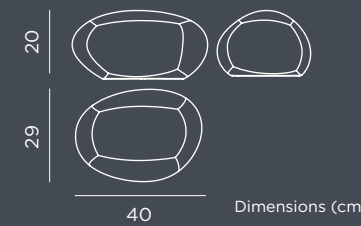
OPTIONS

- Solar & Rechargeable Battery | Indoor & outdoor use
- Cable | Indoor & outdoor use

Packaging: 43,6x 43,6 x 55 cm | Gross Weight (Packaged Weight): 5,5kg.

Im	REFERENCES
45	LUMCB053SSNW
600	LUMCB053OFNW

PETRA 40



Dimensions (cm)

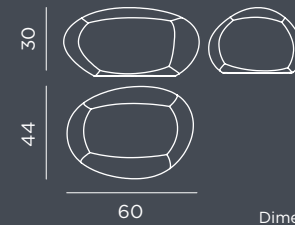
OPTIONS

- Solar & Rechargeable Battery | Indoor & outdoor use
- Solar | Outdoor use
- Cable | Indoor & outdoor use

Packaging: 20,5 x 40,3 x 29,5 cm | Gross Weight (Packaged Weight): 1,3kg.

Im	REFERENCES
45	LUMPT040SSNW
16	LUMPT040SANW
250	LUMPT040OFNW

PETRA 60



Dimensions (cm)

OPTIONS

- Solar & Rechargeable Battery | Indoor & outdoor use
- Cable | Indoor & outdoor use

Packaging: 44,3 x 60,2 x 30,8 cm | Gross Weight (Packaged Weight): 2,5kg.

Im	REFERENCES
45	LUMPT060SSNW
600	LUMPT060OFNW

FURNITURE

TABLES P 247

SEATS P 249

BAR P 251

TABLES

BORA



Dimensions (cm)

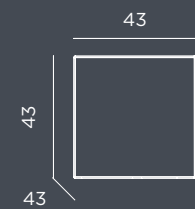
OPTIONS

- Cable Jute | IN&OUT Indoor & outdoor use | Marble
- Cable Jute | IN&OUT Indoor & outdoor use | Wood

Packaging: 44 x 44 x 45,5 cm | Gross Weight (Packaged Weight) Wood: 5,7 kg | Gross Weight (Packaged Weight) Marble: 8,2 kg

Im	REFERENCES
860	LUMBORAMBXINOUTNW
860	LUMBORAWBXINOUTNW

CUBY 45



Dimensions (cm)

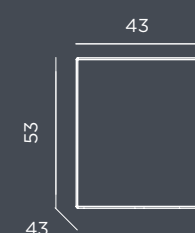
OPTIONS

- Solar & Rechargeable Battery | Indoor & outdoor use
- Cable | Indoor & outdoor use
- Rechargeable Battery | Play: Light & Music | Indoor & outdoor use

Packaging: 45 x 43,5 x 43,5 cm | Gross Weight (Packaged Weight): 5kg.

Im	REFERENCES
45	LUMCB045SSNW
600	LUMCB045OFNW
45	LUMCBP45WLNW

CUBY 53



Dimensions (cm)

OPTIONS

- Solar & Rechargeable Battery | Indoor & outdoor use
- Cable | Indoor & outdoor use

Packaging: 43,6x 43,6 x 55 cm | Gross Weight (Packaged Weight): 5,5kg.

Im	REFERENCES
45	LUMCB053SSNW
600	LUMCB053OFNW

GLOSSARY This technical catalogue is subject to periodic updates, the measurements or finishes may vary in future revisions.

- White light (included)
- Warm light (included)
- RGB light (included)
- Warm light portable rechargeable battery (included)
- Led tube lighting (included)
- Led light flame effect
- Twilight sensor
- Motion sensor
- Electric charge (driver not included)
- Remote control (included)
- Dimmable
- Hanging product
- Floating, not submersible
- Floating & submersible
- Integrated speakers
- Touch control
- Volumen of the plantation area
- IP Indicates the level of protection of the electrical or electronic equipment against the entry of external agents: dust or water
- Made of recycled materials
- Artificial plants included
- Serial connection

GLOSSARY This technical catalogue is subject to periodic updates, the measurements or finishes may vary in future revisions.

- White light (included)
- Warm light (included)
- RGB light (included)
- Warm light portable rechargeable battery (included)
- Led tube lighting (included)
- Led light flame effect
- Twilight sensor
- Motion sensor
- Electric charge (driver not included)
- Remote control (included)
- Dimmable
- Hanging product
- Floating, not submersible
- Floating & submersible
- Integrated speakers
- Touch control
- Volumen of the plantation area
- IP Indicates the level of protection of the electrical or electronic equipment against the entry of external agents: dust or water
- Made of recycled materials
- Artificial plants included
- Serial connection

CAPRI 40



Dimensions (cm)

OPTIONS

- Solar & Rechargeable Battery | Indoor & outdoor use
- White Opaque Colour

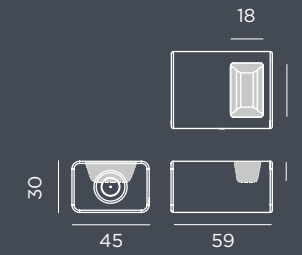
Packaging: 60 x 60 x 42 cm | Gross Weight (Packaged Weight): 4,5 kg | Methacrylate cover included.

Im

REFERENCES

- 45 MOBCP040SSNW
- MOBCP040BXNW

TARIDA TAB



Dimensions (cm)

OPTIONS

- Solar & Rechargeable Battery | Indoor & outdoor use
- Rechargeable Battery | Play: Light & Music | Indoor & outdoor use
- White Opaque Colour

Packaging: 45,6 x 59,6 x 31,5 cm | Gross Weight (Packaged Weight): 5kg | Methacrylate cover included. 3,5 L | Play Light & Music finished x2 Speakers.

Im

REFERENCES

- 45 MOBTD30SSNW
- 45 MOBTD30PLNW
- MOBTD30BXNW

CAPRI 75



Dimensions (cm)

OPTIONS

- Solar & Rechargeable Battery | Indoor & outdoor use
- White Opaque Colour

Packaging: 74,4 x 100,6 x 101 cm | Gross Weight (Packaged Weight): 18 kg | Methacrylate cover included.

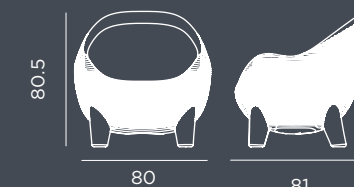
Im

REFERENCES

- 45 MOBCP075SSNW

SEATS

ARUBA



Dimensions (cm)

OPTIONS

- Solar & Rechargeable Battery | Indoor & outdoor use
- White Opaque Colour

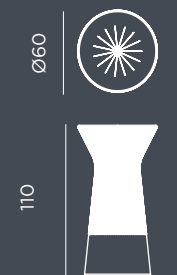
Packaging: plastic bag | Gross Weight (Packaged Weight): 12kg

Im

REFERENCES

- 45 MOBSILARSSNW
- MOBSILARBXNW

CAPRI 110



Dimensions (cm)

OPTIONS

- Rechargeable Battery | Indoor & outdoor use
- White Opaque Colour

Packaging: 60 x 60 x 113 cm | Gross Weight (Packaged Weight): 10 kg | Methacrylate cover included.

Im

REFERENCES

- 360 MOBCP110TWNW
- MOBCP110BXNW

CORFU 40



Dimensions (cm)

OPTIONS

- Solar & Rechargeable Battery | Indoor & outdoor use
- White Opaque Colour

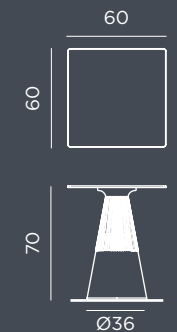
Packaging: 40,5 x 40,5 x 38 | Gross Weight (Packaged Weight): 3,5kg

Im

REFERENCES

- 45 MOBCF040SSNW
- MOBCF040BXNW

ITACA 60



Dimensions (cm)

OPTIONS

- Solar & Rechargeable Battery | Indoor & outdoor use
- White Opaque Colour

Packaging: 35,5 x 35,5 x 70 cm | Gross Weight (Packaged Weight): 12,6kg | White phenolic cover included: unassembled; individual package (plastic bag). Weight stability included.

Im

REFERENCES

- 45 MOBIC60SSNW

CORFU 74



Dimensions (cm)

OPTIONS

- Solar & Rechargeable Battery | Indoor & outdoor use
- White Opaque Colour

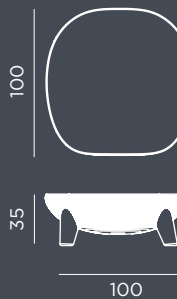
Packaging: 40 x 40 x 74,8 cm | Gross Weight (Packaged Weight): 5,5kg

Im

REFERENCES

- 45 MOBCF074SSNW
- MOBCF074BXNW

MARTINICA



Dimensions (cm)

OPTIONS

- Solar & Rechargeable Battery | Indoor & outdoor use
- White Opaque Colour

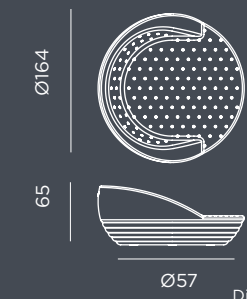
Packaging: 82,5 x 101 x 36 cm | Gross Weight (Packaged Weight): 10kg

Im

REFERENCES

- 45 MOBMESSASNW

FORMENTERA



Dimensions (cm)

OPTIONS

- Solar & Rechargeable Battery | Indoor & outdoor use
- Cable | Indoor & outdoor use
- White Opaque Colour

- White Formentera mattres 140 x 112 x 8 cm
- White Formentera pillow 50 x 50 cm
- White Formentera pillow 60 x 40 cm

Packaging: Plastic bag | Gross Weight (Packaged Weight): 41kg (*)Lumens per bulb

Im

REFERENCES

- *45x4 MOBFR160SSNW
- 600 MOBFR160FNW
- MOBFR160BXNW
- MOBCNF140BXNLNW
- MOBCNC050BXNLNW
- MOBCNR060BXNLNW

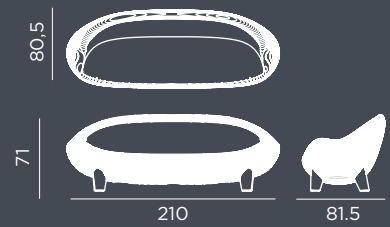
GLOSSARY This technical catalogue is subject to periodic updates, the measurements or finishes may vary in future revisions.

- White light (included)
- Warm light (included)
- RGB light (included)
- Warm light portable rechargeable battery (included)
- Led tube lighting (included)
- Led light flame effect
- Twilight sensor
- Motion sensor
- Electric charge (driver not included)
- Remote control (included)
- Dimmable
- Hanging product
- Floating, not submersible
- Floating & submersible
- Integrated speakers
- Touch control
- Volumen of the plantation area
- IP Indicates the level of protection of the electrical or electronic equipment against the entry of external agents: dust or water
- Made of recycled materials
- Artificial plants included
- Serial connection

GLOSSARY This technical catalogue is subject to periodic updates, the measurements or finishes may vary in future revisions.

- White light (included)
- Warm light (included)
- RGB light (included)
- Warm light portable rechargeable battery (included)
- Led tube lighting (included)
- Led light flame effect
- Twilight sensor
- Motion sensor
- Electric charge (driver not included)
- Remote control (included)
- Dimmable
- Hanging product
- Floating, not submersible
- Floating & submersible
- Integrated speakers
- Touch control
- Volumen of the plantation area
- IP Indicates the level of protection of the electrical or electronic equipment against the entry of external agents: dust or water
- Made of recycled materials
- Artificial plants included
- Serial connection

JAMAICA



Dimensions (cm)

OPTIONS

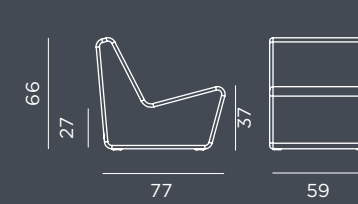
- Solar & Rechargeable Battery | Indoor & outdoor use
- Cable | Indoor & outdoor use
- White Opaque Colour

Packaging: Plastic bag | Gross Weight (Packaged Weight): 30,5kg | (*)Lumens per bulb

Im REFERENCES

- 45x2 MOB5OFJASSNW
- 600 MOB5OFJAOFNW
- MOB5OFJABXNW

TARIDA SIT



Dimensions (cm)

OPTIONS

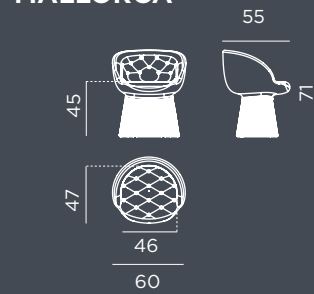
- Solar & Rechargeable Battery | Indoor & outdoor use
- Cable | Indoor & outdoor use
- White Opaque Colour

Packaging: 69 x 77 x 66,5 cm | Gross Weight (Packaged Weight): 8,5kg | Pillow included.

Im REFERENCES

- 600 MOBTD5665SNW

MALLORCA



Dimensions (cm)

OPTIONS

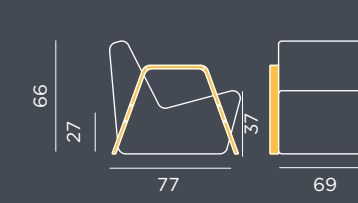
- Solar & Rechargeable Battery | Indoor & outdoor use
- Cable | Indoor & outdoor use
- White Opaque Colour

Packaging: 60 x 60 x 73 cm | Gross Weight (Packaged Weight): 7,5kg

Im REFERENCES

- 45 MOBMA060SSNW
- MOBMA060BXNW

TARIDA SIT ARMS



Dimensions (cm)

OPTIONS

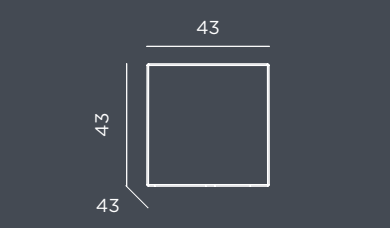
- Solar & Rechargeable Battery | Indoor & outdoor use
- Cable | Indoor & outdoor use
- White Opaque Colour

Packaging: 69 x 77 x 66,5 cm | Gross Weight (Packaged Weight): 14kg | Steel arms. | Pillow included.

Im REFERENCES

- 600 MOBTD566ARMSSNW
- MOBTD566ARMBXNW

PUFY 45



Dimensions (cm)

OPTIONS

- White Opaque Colour

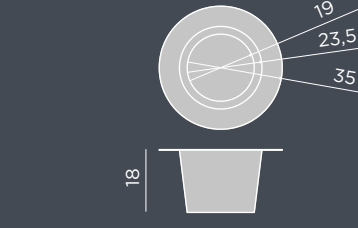
Packaging: 45 x 43,5 x 43,5 cm | Gross Weight (Packaged Weight): 5kg.

REFERENCES

- MOBPF045BXNW

BAR

COOLER



Dimensions (cm)

OPTIONS

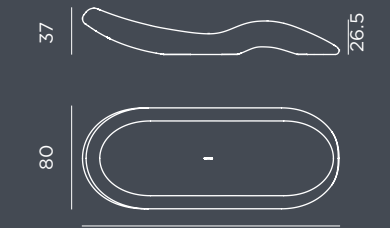
- Bambu cooler | Indoor & outdoor use
- Palma cooler | Indoor & outdoor use

Packaging: 20,6x 20,6 x 22,3 cm | Gross Weight (Packaged Weight): 1kg | Made of aluminium.

REFERENCES

- LUMCLB035XXNLNW
- LUMCLP035XXNLNW

RASA



Dimensions (cm)

OPTIONS

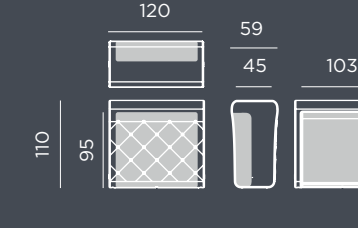
- White Opaque Colour

Packaging: 35,5 x 204 x 80,5 cm | Gross Weight (Packaged Weight): 15kg

REFERENCES

- MOBRASBXNW

CRETA 120



Dimensions (cm)

OPTIONS

- Solar & Rechargeable Battery | Indoor & outdoor use
- Cable | Indoor & outdoor use
- White Opaque Colour

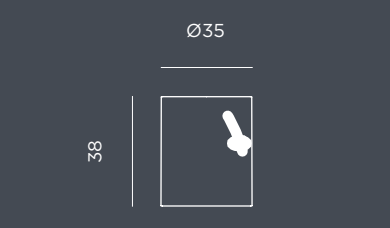
Shelf accessory 21 x 101 x 1cm

Packaging: 120 x 66 x 111,5 cm | Gross Weight (Packaged Weight): 27kg | Methacrylate cover included.

Im REFERENCES

- 45 MOBCR120SSNW
- 600 MOBCR120OFNW
- MOBCRE101BXNLNW

TAFY 38



Dimensions (cm)

OPTIONS

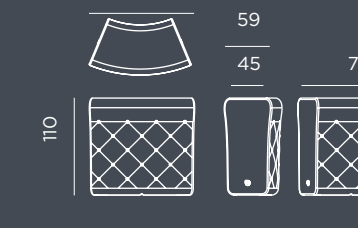
- White Opaque Colour
- Black Opaque Colour

Packaging: 41,5 x 41,5 x 41 cm | Gross Weight (Packaged Weight): 2,8kg.

REFERENCES

- MOBTF038BXNW
- MOBTF038NXNW

IBIZA 120



Dimensions (cm)

OPTIONS

- Solar & Rechargeable Battery | Indoor & outdoor use
- Cable | Indoor & outdoor use
- White Opaque Colour

Packaging: 120 x 66 x 111,5 cm | Gross Weight (Packaged Weight): 23,8kg | Methacrylate cover included.

Im REFERENCES

- 45 MOBBZ120SSNW
- 600 MOBBZ120OFNW

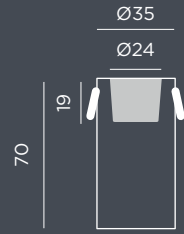
GLOSSARY This technical catalogue is subject to periodic updates, the measurements or finishes may vary in future revisions.

- White light (included)
- Warm light (included)
- RGB light (included)
- Warm light portable rechargeable battery (included)
- Led tube lighting (included)
- Led light flame effect
- Twilight sensor
- Motion sensor
- Electric charge (driver not included)
- Remote control (included)
- Dimmable
- Hanging product
- Floating, not submersible
- Floating & submersible
- Integrated speakers
- Touch control
- Volumen of the plantation area
- IP Indicates the level of protection of the electrical or electronic equipment against the entry of external agents: dust or water
- Made of recycled materials
- Artificial plants included
- Serial connection

GLOSSARY This technical catalogue is subject to periodic updates, the measurements or finishes may vary in future revisions.

- White light (included)
- Warm light (included)
- RGB light (included)
- Warm light portable rechargeable battery (included)
- Led tube lighting (included)
- Led light flame effect
- Twilight sensor
- Motion sensor
- Electric charge (driver not included)
- Remote control (included)
- Dimmable
- Hanging product
- Floating, not submersible
- Floating & submersible
- Integrated speakers
- Touch control
- Volumen of the plantation area
- IP Indicates the level of protection of the electrical or electronic equipment against the entry of external agents: dust or water
- Made of recycled materials
- Artificial plants included
- Serial connection

PALMA BOTTLE RACK



Dimensions (cm)

OPTIONS

Solar & Rechargeable Battery | Indoor & outdoor use



Palma cooler | Indoor & outdoor use

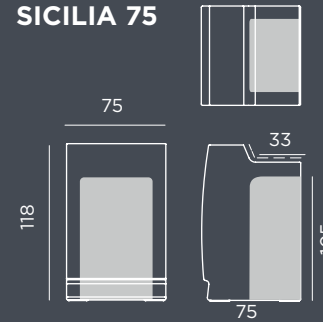
Packaging: 35,5 x 35,5 x 70 cm | Gross Weight (Packaged Weight): 5kg

REFERENCES

45 LUMPMB70SSNW

LUMCLP035XXNLNW

SICILIA 75



Dimensions (cm)

OPTIONS

Solar & Rechargeable Battery | Indoor & outdoor use

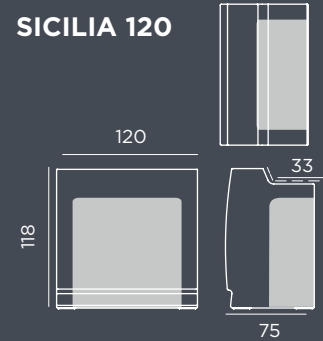


Packaging: 75 x 76,5 x 118,5 cm | Gross Weight (Packaged Weight): 33kg | Methacrylate cover included.

REFERENCES

45 MOBSC075SSNW

SICILIA 120



Dimensions (cm)

OPTIONS

Solar & Rechargeable Battery | Indoor & outdoor use



Cable | Indoor & outdoor use

White Opaque Colour ●

Packaging: 120 x 76,5 x 118,5 cm | Gross Weight (Packaged Weight): 40kg | Methacrylate cover included.

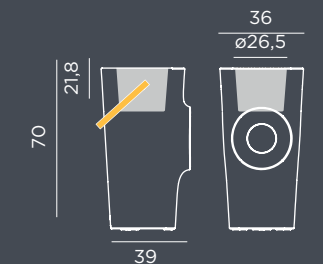
REFERENCES

45 MOBSC120SSNW

2.800MOBSC120OFNW

MOBSC120BXNW

WOODY



Dimensions (cm)

OPTIONS

Solar & Rechargeable Battery | Indoor & outdoor use



Rechargeable Battery | Play: Light & Music | Indoor & outdoor use



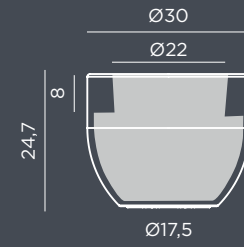
Packaging: 40,5 x 40,5 x 70 cm | Gross Weight (Packaged Weight): 5,2 kg | Vegan leather handle | Cooler accessory included. | Play Light & Music finished x1 Speaker.

REFERENCES

45 LUMWD070SSNW

45 LUMWD070PLNW

AZALEA 30



Dimensions (cm)

OPTIONS

White Opaque Colour ●
Black Opaque Colour ○
Bronze Opaque Colour ○
Terracota Opaque Colour ●
Anthracite Opaque Colour ○

Packaging: Plastic bag | Gross Weight (Packaged Weight): 1kg | 4,9,4L | Product with water reserve.

REFERENCES

JDNAZA030BXNLNW

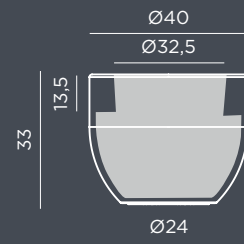
JDNAZA030NXNLNW

JDNAZA030ZXNLNW

JDNAZA030TXNLNW

JDNAZA030ANNLNW

AZALEA 40



Dimensions (cm)

OPTIONS

White Opaque Colour ●
Black Opaque Colour ○
Bronze Opaque Colour ○
Terracota Opaque Colour ●
Anthracite Opaque Colour ○

Packaging: Plastic bag | Gross Weight (Packaged Weight): 2kg | 4,19,7L | Product with water reserve.

REFERENCES

JDNAZA040BXNLNW

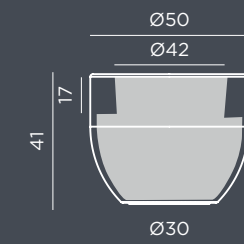
JDNAZA040NXNLNW

JDNAZA040ZXNLNW

JDNAZA040TXNLNW

JDNAZA040ANNLNW

AZALEA 50



Dimensions (cm)

OPTIONS

White Opaque Colour ●
Black Opaque Colour ○
Bronze Opaque Colour ○
Terracota Opaque Colour ●
Anthracite Opaque Colour ○

Packaging: Plastic bag | Gross Weight (Packaged Weight): 3,5kg | 4,37,8L | Product with water reserve. Plate available

REFERENCES

JDNAZA050BXNLNW

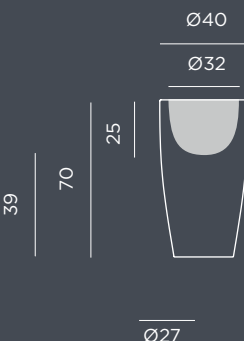
JDNAZA050NXNLNW

JDNAZA050ZXNLNW

JDNAZA050TXNLNW

JDNAZA050ANNLNW

BAMBU 70



Dimensions (cm)

OPTIONS

WITH LIGHT

Rechargeable Battery | Indoor & outdoor use



Cable | Indoor & outdoor use



Packaging: 40 x 40 x 70 cm | Gross Weight (Packaged Weight): 4,5kg | 4,15,8 L | Finished double wall.

OPAQUE COLOUR (WITHOUT LIGHT)

White Opaque Colour ● — JDNBM070BXNW
Black Opaque Colour ○ — JDNBM070NXNW
Bronze Opaque Colour ○ — JDNBM070ZXNW

Terracota Opaque Colour ● — JDNBM070TXNW
Anthracite Opaque Colour ○ — JDNBM070ANNW

Packaging: 40 x 40 x 70 cm | Gross Weight (Packaged Weight): 4kg | 4,15,8 L | Finished double wall. Plate available

REFERENCES

315 LUMBM070WLNW

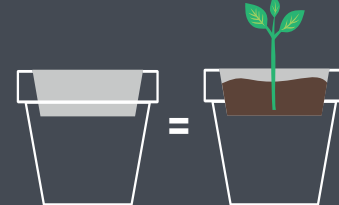
600 LUMBM070OFNW

FLOWERPOTS

In the section of pots you will find pots with double bottoms and pots without double bottoms.

Flowerpots with false bottom are recommended for the use of artificial plants.

Pots with double bottoms



Pots without double bottoms



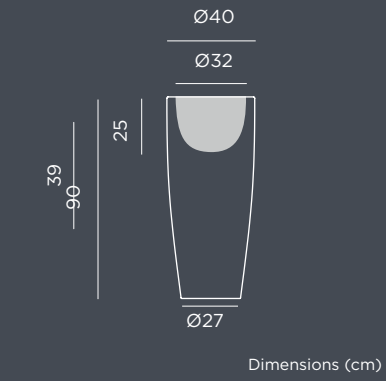
GLOSSARY This technical catalogue is subject to periodic updates, the measurements or finishes may vary in future revisions.

White light (included) Warm light (included) RGB light (included) Warm light portable rechargeable battery (included) Led tube lighting (included) Led light flame effect Twilight sensor Motion sensor Electric charge (driver not included) Remote control (included) Dimmable Hanging product Floating, not submersible Floating & submersible Integrated speakers Touch control Volumen of the plantation area IP Indicates the level of protection of the electrical or electronic equipment against the entry of external agents: dust or water Made of recycled materials Artificial plants included Serial connection

GLOSSARY This technical catalogue is subject to periodic updates, the measurements or finishes may vary in future revisions.

White light (included) Warm light (included) RGB light (included) Warm light portable rechargeable battery (included) Led tube lighting (included) Led light flame effect Twilight sensor Motion sensor Electric charge (driver not included) Remote control (included) Dimmable Hanging product Floating, not submersible Floating & submersible Integrated speakers Touch control Volumen of the plantation area IP Indicates the level of protection of the electrical or electronic equipment against the entry of external agents: dust or water Made of recycled materials Artificial plants included Serial connection

BAMBU 90








OPTIONS

WITH LIGHT

- Rechargeable Battery | Indoor & outdoor use  335 LUMBM090TWNW
 - Cable | Indoor & outdoor use  900 LUMBM090OFNW
- Packaging: 40,5 x 40,5 x 89,5 cm | Gross Weight (Packaged Weight): 6,5kg | 15,8 L | Finished double wall.

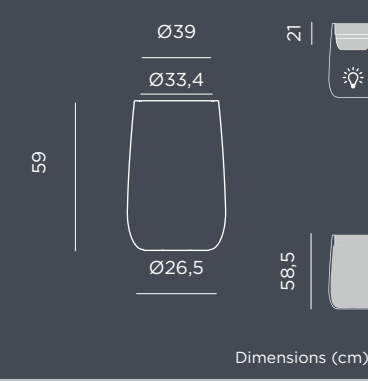
OPAQUE COLOUR (WITHOUT LIGHT)

- White Opaque Colour  JDNBM090BXNW
- Black Opaque Colour  JDNBM090NXNW
- Bronze Opaque Colour  JDNBM090ZXNW
- Terracota Opaque Colour  JDNBM090TXNW
- Anthracite Opaque Colour  JDNBM090ANNW

Packaging: 40,5 x 40,5 x 89,5 cm | Gross Weight (Packaged Weight): 6kg | 15,8 L | Finished double wall. Plate available



Im REFERENCES

CAMELIA HIGH



OPTIONS

WITH LIGHT

- Solar & Rechargeable Battery | Indoor & outdoor use  45 LUMCAHIGSSNW
 - Cable | Indoor & outdoor use  600 LUMCAHIGOFNW
- Packaging: 40,5 x 40,5 x 69,5 cm | Gross Weight (Packaged Weight): 4kg | 13,9 L | Finished double wall.

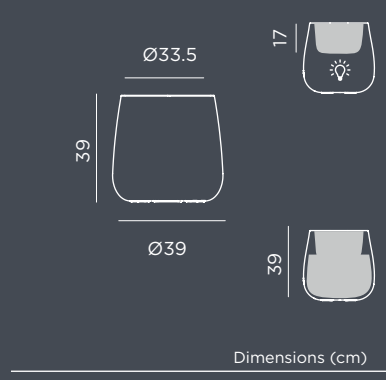
OPAQUE COLOUR (WITHOUT LIGHT)

- White Opaque Colour  JDNCAHIGBXNW
- Black Opaque Colour  JDNCAHIGNXNW
- Bronze Opaque Colour  JDNCAHIGZXNW
- Anthracite Opaque Colour  JDNCAHIGANNW

Packaging: Plastic bag | Gross Weight (Packaged Weight): 3,5kg | 5,7 L



Im REFERENCES

CAMELIA 40



OPTIONS

WITH LIGHT

- Solar & Rechargeable Battery | Indoor & outdoor use  45 LUMCA040SSNW
 - Cable | Indoor & outdoor use  600 LUMCA040OFNW
- Packaging: 40,5 x 40,5 x 39,5 cm | Gross Weight (Packaged Weight): 3,2kg | 5,5 L | Finished double wall.

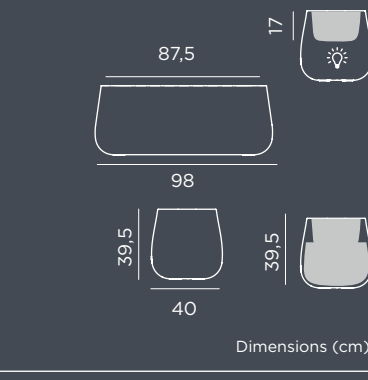
OPAQUE COLOUR (WITHOUT LIGHT)

- White Opaque Colour  JDNCA040BXNW
- Black Opaque Colour  JDNCA040NXNW
- Bronze Opaque Colour  JDNCA040ZXNW
- Anthracite Opaque Colour  JDNCA040ANNW2

Packaging: Plastic bag | Gross Weight (Packaged Weight): 2,2kg | 32,45 L



Im REFERENCES

CAMELIA LARGE



OPTIONS

WITH LIGHT

- Solar & Rechargeable Battery | Indoor & outdoor use  45 LUMCALARSSNW
 - Cable | Indoor & outdoor use  250 LUMCALAROFNW
- Packaging: 50 x 50 x 111 cm | Gross Weight (Packaged Weight): 7,5kg | 43,4 L | Finished double wall.

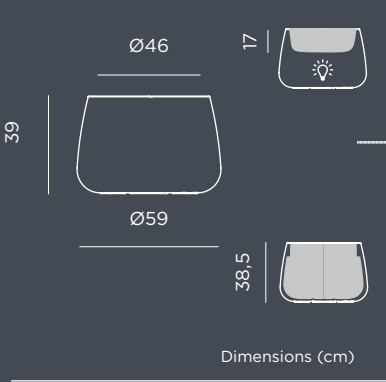
OPAQUE COLOUR (WITHOUT LIGHT)

- White Opaque Colour  JDNCALARBXNW
- Black Opaque Colour  JDNCALARNXNW
- Bronze Opaque Colour  JDNCALARZXNW
- Anthracite Opaque Colour  JDNCALARANNW

Packaging: Plastic bag | Gross Weight (Packaged Weight): 6kg | 101,6 L



Im REFERENCES

CAMELIA 60



OPTIONS

WITH LIGHT

- Solar & Rechargeable Battery | Indoor & outdoor use  45 LUMCA060SSNW
 - Cable | Indoor & outdoor use  600 LUMCA060OFNW
- Packaging: 60,5 x 60,5 x 42,7 cm | Gross Weight (Packaged Weight): 5kg | 29,4 L | Finished double wall.

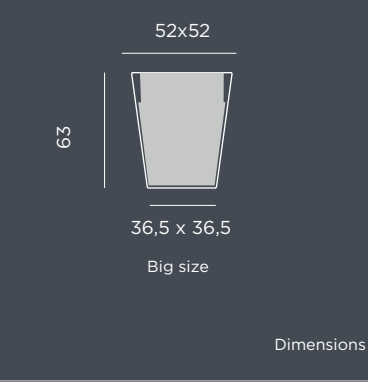
OPAQUE COLOUR (WITHOUT LIGHT)

- White Opaque Colour  JDNCA060BXNW
- Black Opaque Colour  JDNCA060NXNW
- Bronze Opaque Colour  JDNCA060ZXNW
- Anthracite Opaque Colour  JDNCA060ANNW

Packaging: Plastic bag | Gross Weight (Packaged Weight): 4,5kg | 74 L






Im REFERENCES

CALÉNDULA RÚSTICA



OPTIONS

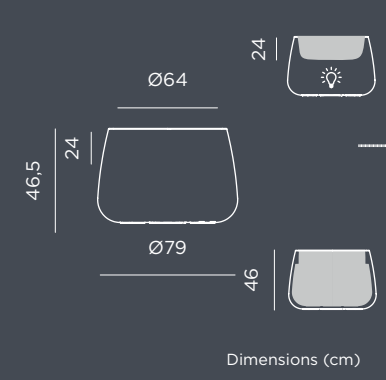
WITH LIGHT

- White Opaque Colour  JDNCL050BXNW
- Black Opaque Colour  JDNCL050NXNW
- Bronze Opaque Colour  JDNCL050ZXNW
- Terracota Opaque Colour  JDNCL050TXNW
- Anthracite Opaque Colour  JDNCL050ANNW

Packaging: Plastic bag | Gross Weight (Packaged Weight): 6kg | 49,7L | Plate available

REFERENCES

CAMELIA 80



OPTIONS

WITH LIGHT

- Solar & Rechargeable Battery | Indoor & outdoor use  45 LUMCA080SSNW
 - Cable | Indoor & outdoor use  600 LUMCA080OFNW
- Packaging: Plastic bag | Gross Weight (Packaged Weight): 10,5kg | 74,8 L

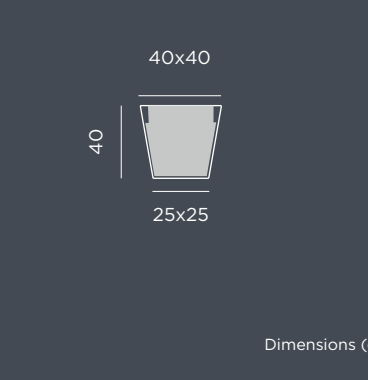
OPAQUE COLOUR (WITHOUT LIGHT)

- White Opaque Colour  JDNCA080BXNW
- Black Opaque Colour  JDNCA080NXNW
- Bronze Opaque Colour  JDNCA080ZXNW
- Anthracite Opaque Colour  JDNCA080ANNW

Packaging: Plastic bag | Gross Weight (Packaged Weight): 10kg | 178,4 L







Im REFERENCES

CAMOMILA RÚSTICA



OPTIONS






















WITH LIGHT

- White Opaque Colour  JDNCM040BXNW
- Black Opaque Colour  JDNCM040NXNW
- Bronze Opaque Colour  JDNCM040ZXNW
- Topo Opaque Colour  JDNCM040KXNW
- Terracota Opaque Colour  JDNCM040TXNW
- Anthracite Opaque Colour  JDNCM040ANNW






















Packaging: Plastic bag | Gross Weight (Packaged Weight): 2,5kg | 44L

REFERENCES

GLOSSARY This technical catalogue is subject to periodic updates, the measurements or finishes may vary in future revisions.

-  White light (included)
-  Warm light (included)
-  RGB light (included)
-  Warm light portable rechargeable battery (included)
-  Led tube lighting (included)
-  Led light flame effect
-  Twilight sensor
-  Motion sensor
-  Electric charge (driver not included)
-  Remote control (included)
-  Dimmable
-  Hanging product
-  Floating, not submersible
-  Floating & submersible
-  Integrated speakers
-  Touch control
-  Volumen of the plantation area
-  IP Indicates the level of protection of the electrical or electronic equipment against the entry of external agents: dust or water
-  Made of recycled materials
-  Artificial plants included
-  Serial connection

GLOSSARY This technical catalogue is subject to periodic updates, the measurements or finishes may vary in future revisions.

-  White light (included)
-  Warm light (included)
-  RGB light (included)
-  Warm light portable rechargeable battery (included)
-  Led tube lighting (included)
-  Led light flame effect
-  Twilight sensor
-  Motion sensor
-  Electric charge (driver not included)
-  Remote control (included)
-  Dimmable
-  Hanging product
-  Floating, not submersible
-  Floating & submersible
-  Integrated speakers
-  Touch control
-  Volumen of the plantation area
-  IP Indicates the level of protection of the electrical or electronic equipment against the entry of external agents: dust or water
-  Made of recycled materials
-  Artificial plants included
-  Serial connection

CLAVEL 30

OPTIONS

REFERENCES



White Opaque Colour ●	JDNCV030BXNW
Black Opaque Colour ●	JDNCV030NXNW
Bronze Opaque Colour ●	JDNCV030ZXNW
Topo Opaque Colour ○	JDNCV030KXNW
Terracota Opaque Colour ●	JDNCV030TXNW
Anthracite Opaque Colour ○	JDNCV030ANNW


Packaging: Plastic bag | Gross Weight (Packaged Weight): 1,2kg | 4,5,2L

Dimensions (cm)

CLAVEL 40

OPTIONS

REFERENCES



White Opaque Colour ●	JDNCV040BXNW
Black Opaque Colour ●	JDNCV040NXNW
Bronze Opaque Colour ●	JDNCV040ZXNW
Terracota Opaque Colour ●	JDNCV040TXNW
Anthracite Opaque Colour ○	JDNCV040ANNW

Packaging: Plastic bag | Gross Weight (Packaged Weight): 2,5kg | 12,3L

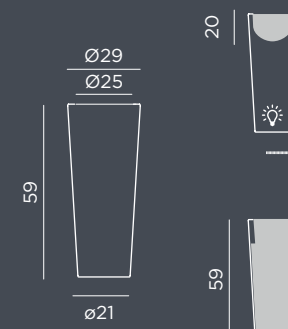
Dimensions (cm)

FICUS 60

OPTIONS

Im

REFERENCES



WITH LIGHT

Solar & Rechargeable Battery Indoor & outdoor use	45	LUMFC060SSNW
Cable Indoor & outdoor use	600	LUMFC060FNW

Packaging: 29,6 x 29,6 x 59,9 | Gross Weight (Packaged Weight): 2,6kg | 9 L | Finished double wall.

OPAQUE COLOUR (WITHOUT LIGHT)

White Opaque Colour ●	JDNFC060BXNW
Black Opaque Colour ●	JDNFC060NXNW
Bronze Opaque Colour ●	JDNFC060ZXNW
Anthracite Opaque Colour ○	JDNFC060ANNW

Packaging: Plastic bag | Gross Weight (Packaged Weight): 2,1kg | 16,1 L | Plate available

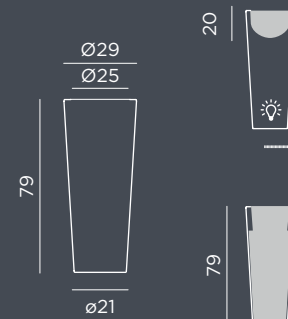
Dimensions (cm)

FICUS 80

OPTIONS

Im

REFERENCES



WITH LIGHT

Solar & Rechargeable Battery Indoor & outdoor use	45	LUMFC080SSNW
Cable Indoor & outdoor use	600	LUMFC080FNW

Packaging: 29,5 x 29,5 x 59,9 | Gross Weight (Packaged Weight): 3,2kg | 9,5 L | Finished double wall.

OPAQUE COLOUR (WITHOUT LIGHT)

White Opaque Colour ●	JDNFC080BXNW
Black Opaque Colour ●	JDNFC080NXNW
Bronze Opaque Colour ●	JDNFC080ZXNW
Anthracite Opaque Colour ○	JDNFC080ANNW

Packaging: Plastic bag | Gross Weight (Packaged Weight): 2,7kg | 22,5 L | Plate available

Dimensions (cm)

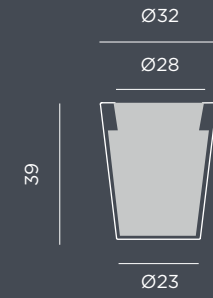
GLOSSARY This technical catalogue is subject to periodic updates, the measurements or finishes may vary in future revisions.

White light (included) Warm light (included) RGB light (included) Warm light portable rechargeable battery (included) Led tube lighting (included) Led light flame effect Twilight sensor Motion sensor Electric charge (driver not included) Remote control (included) Dimmable Hanging product Floating, not submersible Floating & submersible Integrated speakers Touch control Volumen of the plantation area IP Indicates the level of protection of the electrical or electronic equipment against the entry of external agents: dust or water Made of recycled materials Artificial plants included Serial connection

GERBERA 33

OPTIONS

REFERENCES



White Opaque Colour ●	JDNGB033BXNW
Black Opaque Colour ●	JDNGB033NXNW
Bronze Opaque Colour ●	JDNGB033ZXNW
Topo Opaque Colour ○	JDNGB033KXNW
Terracota Opaque Colour ●	JDNGB033TXNW
Anthracite Opaque Colour ○	JDNGB033ANNW

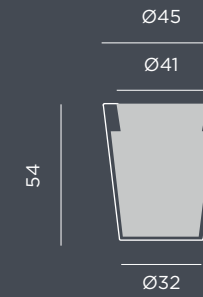
Packaging: Plastic bag | Gross Weight (Packaged Weight): 1,2kg | 19,6L | Product with water reserve.

Dimensions (cm)

GERBERA 45

OPTIONS

REFERENCES



White Opaque Colour ●	JDNGB045BXNW
Black Opaque Colour ●	JDNGB045NXNW
Bronze Opaque Colour ●	JDNGB045ZXNW
Topo Opaque Colour ○	JDNGB045KXNW
Terracota Opaque Colour ●	JDNGB045TXNW
Anthracite Opaque Colour ○	JDNGB045ANNW

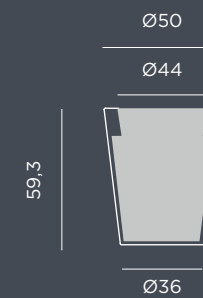
Packaging: Plastic bag | Gross Weight (Packaged Weight): 2,5kg | 54,8L | Product with water reserve. Plate available

Dimensions (cm)

GERBERA 50

OPTIONS

REFERENCES



White Opaque Colour ●	JDNGB050BXNW
Black Opaque Colour ●	JDNGB050NXNW
Bronze Opaque Colour ●	JDNGB050ZXNW
Terracota Opaque Colour ●	JDNGB050TXNW
Anthracite Opaque Colour ○	JDNGB050ANNW

Packaging: Plastic bag | Gross Weight (Packaged Weight): 4kg | 72,8L | Product with water reserve.

Dimensions (cm)

GIRASOL

OPTIONS

REFERENCES



White Opaque Colour ●	JDNGL090BXNW
Black Opaque Colour ●	JDNGL090NXNW
Bronze Opaque Colour ●	JDNGL090ZXNW
Terracota Opaque Colour ●	JDNGL090TXNW
Anthracite Opaque Colour ○	JDNGL090ANNW

Packaging: Plastic bag | Gross Weight (Packaged Weight): 14kg | 311L

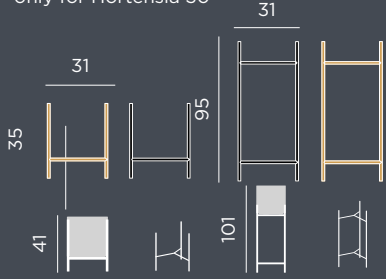
Dimensions (cm)

GLOSSARY This technical catalogue is subject to periodic updates, the measurements or finishes may vary in future revisions.

White light (included) Warm light (included) RGB light (included) Warm light portable rechargeable battery (included) Led tube lighting (included) Led light flame effect Twilight sensor Motion sensor Electric charge (driver not included) Remote control (included) Dimmable Hanging product Floating, not submersible Floating & submersible Integrated speakers Touch control Volumen of the plantation area IP Indicates the level of protection of the electrical or electronic equipment against the entry of external agents: dust or water Made of recycled materials Artificial plants included Serial connection

LIFT SUPPORT ACCESSORIES

Accessories available only for Hortensia 30



OPTIONS

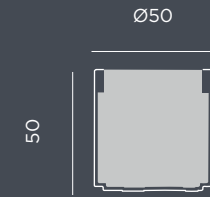
- Support accessory 41cm black color
- Support accessory 41cm brass color
- Support accessory 101cm black color
- Support accessory 101cm brass color

Packaging (Support Accessory 41 cm): 29,2 x 36,9 x 2 cm | Gross Weight (Packaged Weight): 0,6kg
 Packaging (Support Accessory 101 cm): 29,2 x 97 x 2 cm | Gross Weight (Packaged Weight): 1,6kg

REFERENCES

- JDNLIFT30041NXNW
- JDNLIFT30041BRNW
- JDNLIFT30110NXNW
- JDNLIFT30110BRNW

HORTENSIA 50



OPTIONS

- White Opaque Colour
- Black Opaque Colour
- Bronze Opaque Colour
- Topo Opaque Colour
- Terracota Opaque Colour
- Anthracite Opaque Colour

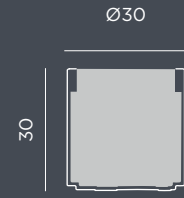
Packaging: Plastic bag | Gross Weight (Packaged Weight): 4kg | 481L | Product with water reserve.

REFERENCES

- JDNHOR050BXNW
- JDNHOR050NXNW
- JDNHOR050ZXNW
- JDNHOR050KXNW
- JDNHOR050TXNW
- JDNHOR050ANNW

Dimensions (cm)

HORTENSIA 30



OPTIONS

- White Opaque Colour
- Black Opaque Colour
- Bronze Opaque Colour
- Topo Opaque Colour
- Terracota Opaque Colour
- Anthracite Opaque Colour

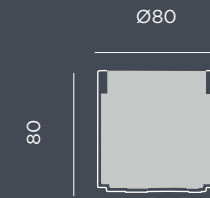
Packaging: Plastic bag | Gross Weight (Packaged Weight): 1kg | 417,8L | Product with water reserve. Plate available

REFERENCES

- JDNHOR030BXNW
- JDNHOR030NXNW
- JDNHOR030ZXNW
- JDNHOR030KXNW
- JDNHOR030TXNW
- JDNHOR030ANNW

Dimensions (cm)

HORTENSIA 80



OPTIONS

- White Opaque Colour
- Black Opaque Colour
- Bronze Opaque Colour
- Terracota Opaque Colour
- Anthracite Opaque Colour

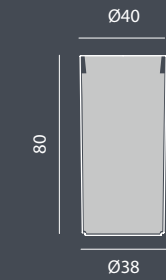
Packaging: Plastic bag | Gross Weight (Packaged Weight): 12kg | 4343 L | Product with water reserve.

REFERENCES

- JDNHOR080BXNW
- JDNHOR080NXNW
- JDNHOR080ZXNW
- JDNHOR080TXNW
- JDNHOR080ANNW

Dimensions (cm)

HORTENSIA 40 HIGH



OPTIONS

- White Opaque Colour
- Black Opaque Colour
- Bronze Opaque Colour
- Terracota Opaque Colour
- Anthracite Opaque Colour
- Topo Opaque Colour

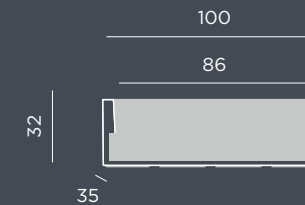
Packaging: Plastic bag | Gross Weight (Packaged Weight): 4kg | 83,4 L | Product with water reserve.

REFERENCES

- JDNHOH040BXNLNW
- JDNHOH040NXNLNW
- JDNHOH040ZXNLNW
- JDNHOH040TXNLNW
- JDNHOH040ANNLNW
- JDNHOH040KXNLNW

Dimensions (cm)

JARA 100X35



OPTIONS

- White Opaque Colour
- Black Opaque Colour
- Bronze Opaque Colour
- Topo Opaque Colour
- Terracota Opaque Colour
- Anthracite Opaque Colour

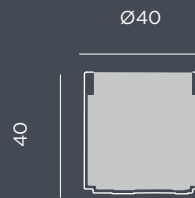
Packaging: Plastic bag | Gross Weight (Packaged Weight): 7kg | 51,7L | Product with water reserve.

REFERENCES

- JDNJR100BXNW
- JDNJR100NXNW
- JDNJR100ZXNW
- JDNJR100KXNW
- JDNJR100TXNW
- JDNJR100ANNW

Dimensions (cm)

HORTENSIA 40



OPTIONS

- White Opaque Colour
- Black Opaque Colour
- Bronze Opaque Colour
- Topo Opaque Colour
- Terracota Opaque Colour
- Anthracite Opaque Colour

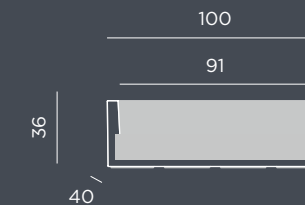
Packaging: Plastic bag | Gross Weight (Packaged Weight): 2,5kg | 440L | Product with water reserve.

REFERENCES

- JDNHOR040BXNW
- JDNHOR040NXNW
- JDNHOR040ZXNW
- JDNHOR040KXNW
- JDNHOR040TXNW
- JDNHOR040ANNW

Dimensions (cm)

JARA 100X40



OPTIONS

- White Opaque Colour
- Black Opaque Colour
- Bronze Opaque Colour
- Topo Opaque Colour
- Terracota Opaque Colour
- Anthracite Opaque Colour

Packaging: Plastic bag | Gross Weight (Packaged Weight): 8kg | 60,7L | Finished double wall. Product with water reserve.

REFERENCES

- JDNJR140BXNW
- JDNJR140NXNW
- JDNJR140ZXNW
- JDNJR140KXNW
- JDNJR140TXNW
- JDNJR140ANNW

Dimensions (cm)

GLOSSARY This technical catalogue is subject to periodic updates, the measurements or finishes may vary in future revisions.

- White light (included)
- Warm light (included)
- RGB light (included)
- Warm light portable rechargeable battery (included)
- Led tube lighting (included)
- Led light flame effect
- Twilight sensor
- Motion sensor
- Electric charge (driver not included)
- Remote control (included)
- Dimmable
- Hanging product
- Floating, not submersible
- Floating & submersible
- Integrated speakers
- Touch control
- Volumen of the plantation area
- IP Indicates the level of protection of the electrical or electronic equipment against the entry of external agents: dust or water
- Made of recycled materials
- Artificial plants included
- Serial connection

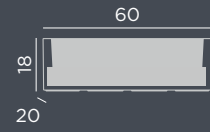
GLOSSARY This technical catalogue is subject to periodic updates, the measurements or finishes may vary in future revisions.

- White light (included)
- Warm light (included)
- RGB light (included)
- Warm light portable rechargeable battery (included)
- Led tube lighting (included)
- Led light flame effect
- Twilight sensor
- Motion sensor
- Electric charge (driver not included)
- Remote control (included)
- Dimmable
- Hanging product
- Floating, not submersible
- Floating & submersible
- Integrated speakers
- Touch control
- Volumen of the plantation area
- IP Indicates the level of protection of the electrical or electronic equipment against the entry of external agents: dust or water
- Made of recycled materials
- Artificial plants included
- Serial connection

JARA 60X20

OPTIONS

REFERENCES



- White Opaque Colour ● — JDNJR060BXNW
- Black Opaque Colour ○ — JDNJR060NXNW
- Bronze Opaque Colour ○ — JDNJR060ZXNW
- Topo Opaque Colour ○ — JDNJR060KXNW
- Terracota Opaque Colour ○ — JDNJR060TXNW
- Anthracite Opaque Colour ○ — JDNJR060ANNW

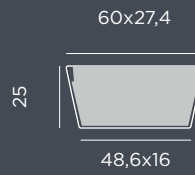
Packaging: Plastic bag | Gross Weight (Packaged Weight): 1,5kg | 419L

Dimensions (cm)

JAZMÍN 60

OPTIONS

REFERENCES



- White Opaque Colour ● — JDNJZ060BXNW
- Black Opaque Colour ○ — JDNJZ060NXNW
- Bronze Opaque Colour ○ — JDNJZ060ZXNW
- Terracota Opaque Colour ○ — JDNJZ060TXNW
- Anthracite Opaque Colour ○ — JDNJZ060ANNW


Packaging: Plastic bag | Gross Weight (Packaged Weight): 2kg | 21,5 L | Product with water reserve.

Dimensions (cm)

JAZMÍN 80

OPTIONS

REFERENCES



- White Opaque Colour ● — JDNJZ080BXNW
- Black Opaque Colour ○ — JDNJZ080NXNW
- Bronze Opaque Colour ○ — JDNJZ080ZXNW
- Terracota Opaque Colour ○ — JDNJZ080TXNW
- Anthracite Opaque Colour ○ — JDNJZ080ANNW

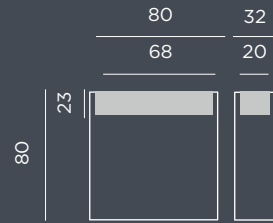
Packaging: Plastic bag | Gross Weight (Packaged Weight): 4kg | 58,7 L | Product with water reserve. Plate included

Dimensions (cm)

JUNCO 80

OPTIONS

REFERENCES



WITH LIGHT

- Solar & Rechargeable Battery | Indoor & outdoor use
- Cable | Indoor & outdoor use

Packaging: 82 x 34 x 83 | Gross Weight (Packaged Weight): 12kg | 38,8 L | Finished double wall.

OPAQUE COLOUR (WITHOUT LIGHT)

- White Opaque Colour ● — JDNJN080BXNW
- Black Opaque Colour ○ — JDNJN080NXNW
- Bronze Opaque Colour ○ — JDNJN080ZXNW
- Topo Opaque Colour ○ — JDNJN080KXNW
- Anthracite Opaque Colour ○ — JDNJN080ANNW

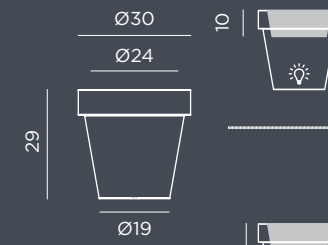
Packaging: Plastic bag | Gross Weight (Packaged Weight): 10kg | 38,8 L | Finished double wall.

Dimensions (cm)

MAGNOLIA 30

OPTIONS

REFERENCES



WITH LIGHT

- Solar & Rechargeable Battery | Indoor & outdoor use

Packaging: 32,5 x 32,5 x 33 cm | Gross Weight (Packaged Weight): 1,7kg | 3,7 L | Finished double wall.

OPAQUE COLOUR (WITHOUT LIGHT)

- White Opaque Colour ● — JDNMG030BXNW
- Black Opaque Colour ○ — JDNMG030NXNW
- Bronze Opaque Colour ○ — JDNMG030ZXNW
- Anthracite Opaque Colour ○ — JDNMG030ANNW

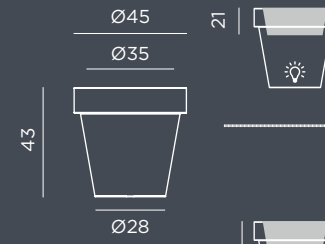
Packaging: Plastic bag | Gross Weight (Packaged Weight): 1,2kg | 4,9 L

Dimensions (cm)

MAGNOLIA 45

OPTIONS

REFERENCES



WITH LIGHT

- Solar & Rechargeable Battery | Indoor & outdoor use
- Cable | Indoor & outdoor use

Packaging: 46 x 46 x 46,5 cm | Gross Weight (Packaged Weight): 4 kg | 19,4 L | Finished double wall.

OPAQUE COLOUR (WITHOUT LIGHT)

- White Opaque Colour ● — JDNMG045BXNW
- Black Opaque Colour ○ — JDNMG045NXNW
- Bronze Opaque Colour ○ — JDNMG045ZXNW
- Anthracite Opaque Colour ○ — JDNMG045ANNW

Packaging: Plastic bag | Gross Weight (Packaged Weight): 3,5kg | 33,4 L | Plate available

Dimensions (cm)

MAGNOLIA 60

OPTIONS

REFERENCES



WITH LIGHT

- Solar & Rechargeable Battery | Indoor & outdoor use
- Cable | Indoor & outdoor use

Packaging: 59 x 59 x 59 cm | Gross Weight (Packaged Weight): 7kg | 36,7 L | Finished double wall.

OPAQUE COLOUR (WITHOUT LIGHT)

- White Opaque Colour ● — JDNMG060BXNW
- Black Opaque Colour ○ — JDNMG060NXNW
- Bronze Opaque Colour ○ — JDNMG060ZXNW
- Anthracite Opaque Colour ○ — JDNMG060ANNW

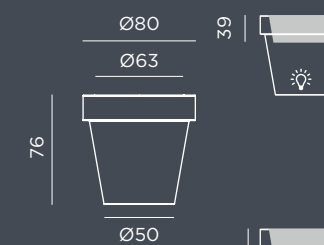
Packaging: Plastic bag | Gross Weight (Packaged Weight): 5kg | 82,3 L | Product with water reserve. Plate available

Dimensions (cm)

MAGNOLIA 80

OPTIONS

REFERENCES



WITH LIGHT

- Solar & Rechargeable Battery | Indoor & outdoor use
- Cable | Indoor & outdoor use

Packaging: Plastic bag | Gross Weight (Packaged Weight): 16kg | 82,5 L | Finished double wall.

OPAQUE COLOUR (WITHOUT LIGHT)

- White Opaque Colour ● — JDNMGN080BXNLNW
- Black Opaque Colour ○ — JDNMGN080NXNLNW
- Bronze Opaque Colour ○ — JDNMGN080ZXNLNW
- Anthracite Opaque Colour ○ — JDNMGN080ANNLNW

Packaging: Plastic bag | Gross Weight (Packaged Weight): 15kg | 207L | Product with water reserve.

Dimensions (cm)

GLOSSARY This technical catalogue is subject to periodic updates, the measurements or finishes may vary in future revisions.

- White light (included)
- Warm light (included)
- RGB light (included)
- Warm light portable rechargeable battery (included)
- Led tube lighting (included)
- Led light flame effect
- Twilight sensor
- Motion sensor
- Electric charge (driver not included)
- Remote control (included)
- Dimmable
- Hanging product
- Floating, not submersible
- Floating & submersible
- Integrated speakers
- Touch control
- Volumen of the plantation area
- IP Indicates the level of protection of the electrical or electronic equipment against the entry of external agents: dust or water
- Made of recycled materials
- Artificial plants included
- Serial connection

GLOSSARY This technical catalogue is subject to periodic updates, the measurements or finishes may vary in future revisions.

- White light (included)
- Warm light (included)
- RGB light (included)
- Warm light portable rechargeable battery (included)
- Led tube lighting (included)
- Led light flame effect
- Twilight sensor
- Motion sensor
- Electric charge (driver not included)
- Remote control (included)
- Dimmable
- Hanging product
- Floating, not submersible
- Floating & submersible
- Integrated speakers
- Touch control
- Volumen of the plantation area
- IP Indicates the level of protection of the electrical or electronic equipment against the entry of external agents: dust or water
- Made of recycled materials
- Artificial plants included
- Serial connection

MAGNOLIA 120

OPTIONS

Im REFERENCES

WITH LIGHT

- Solar & Rechargeable Battery | Indoor & outdoor use
 - Cable | Indoor & outdoor use
- Packaging: Plastic bag | Gross Weight (Packaged Weight): 36kg | 4 282,2 L | Finished double wall.

- IP65 600 JDNMG120XXSSNW
- IP65 600 JDNMG120XXOFNW

OPAQUE COLOUR (WITHOUT LIGHT)

- White Opaque Colour ● JDNMG120BXNLNW
- Black Opaque Colour ● JDNMG120NXNLNW
- Bronze Opaque Colour ○ JDNMG120ZXNLNW
- Anthracite Opaque Colour ○ JDNMG120ANLNLNW

Packaging: Plastic bag | Gross Weight (Packaged Weight): 35kg | 4 752,6 L



MAGNOLIA 160

OPTIONS

Im REFERENCES

WITH LIGHT

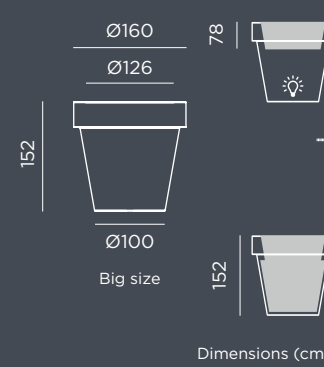
- Solar & Rechargeable Battery | Indoor & outdoor use
 - Cable | Indoor & outdoor use
- Packaging: Plastic bag | Gross Weight (Packaged Weight): 37kg | 4 282,2 L | Finished double wall.

- IP65 600 JDNMG160XXSSNW
- IP65 600 JDNMG160XXOFNW

OPAQUE COLOUR (WITHOUT LIGHT)

- White Opaque Colour ● JDNMG160BXNLNW
- Black Opaque Colour ● JDNMG160NXNLNW
- Bronze Opaque Colour ○ JDNMG160ZXNLNW
- Anthracite Opaque Colour ○ JDNMG160ANLNLNW

Packaging: Plastic bag | Gross Weight (Packaged Weight): 36kg | 4 752,6 L



MELISA 30

OPTIONS

Im REFERENCES

WITH LIGHT

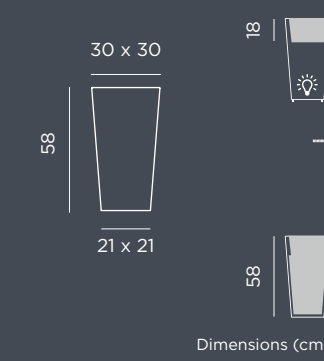
- Solar & Rechargeable Battery | Indoor & outdoor use
 - Cable | Indoor & outdoor use
- Packaging: 31 x 31 x 62,3 cm | Gross Weight (Packaged Weight): 4kg | 4 6,7 L | Finished double wall.

- IP65 45 LUMML030SSNW
- IP65 600 LUMML030OFNW

OPAQUE COLOUR (WITHOUT LIGHT)

- White Opaque Colour ● JDNML030BXNW
- Black Opaque Colour ● JDNML030NXNW
- Bronze Opaque Colour ○ JDNML030ZXNW
- Topo Opaque Colour ○ JDNML030KXNW
- Terracota Opaque Colour ● JDNML030TXNW
- Anthracite Opaque Colour ○ JDNML030ANNW

Packaging: Plastic bag | Gross Weight (Packaged Weight): 3,5kg | 4 11 L



MELISA 40

OPTIONS

Im REFERENCES

WITH LIGHT

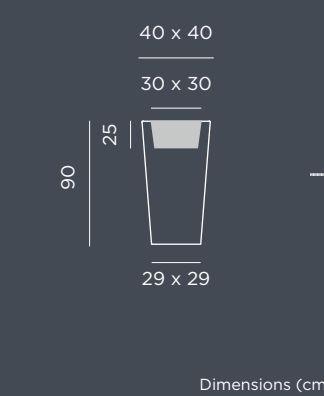
- Solar & Rechargeable Battery | Indoor & outdoor use
 - Cable | Indoor & outdoor use
- Packaging: 40,5 x 40,5 x 89,5 cm | Gross Weight (Packaged Weight): 7kg | 4 11,9 L | Finished double wall.

- IP65 45 LUMML040SSNW
- IP65 600 LUMML040OFNW

OPAQUE COLOUR (WITHOUT LIGHT)

- White Opaque Colour ● JDNML040BXNW
- Black Opaque Colour ● JDNML040NXNW
- Bronze Opaque Colour ○ JDNML040ZXNW
- Anthracite Opaque Colour ○ JDNML040ANNW

Packaging: Plastic bag | Gross Weight (Packaged Weight): 6kg | 4 11,9 L | Finished double wall.



MELISA 50

OPTIONS

Im REFERENCES

WITH LIGHT

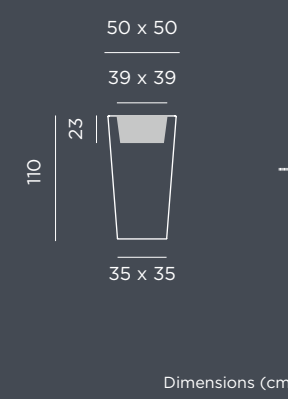
- Solar & Rechargeable Battery | Indoor & outdoor use
 - Cable | Indoor & outdoor use
- Packaging: 50 x 50 x 111 cm | Gross Weight (Packaged Weight): 11kg | 4 13,9 L | Finished double wall.

- IP65 45 LUMML050SSNW
- IP65 600 LUMML050OFNW

OPAQUE COLOUR (WITHOUT LIGHT)

- White Opaque Colour ● JDNML050BXNW
- Black Opaque Colour ● JDNML050NXNW
- Bronze Opaque Colour ○ JDNML050ZXNW
- Anthracite Opaque Colour ○ JDNML050ANNW

Packaging: Plastic bag | Gross Weight (Packaged Weight): 10kg | 4 13,9 L | Finished double wall. Plate available



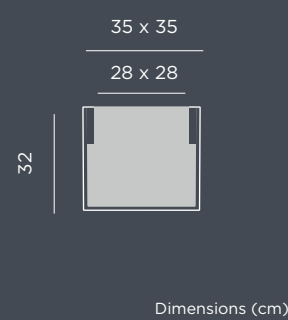
NARCISO 35

OPTIONS

REFERENCES

- White Opaque Colour ● JDNNC035BXNW
- Black Opaque Colour ● JDNNC035NXNW
- Bronze Opaque Colour ○ JDNNC035ZXNW
- Terracota Opaque Colour ● JDNNC035TXNW
- Anthracite Opaque Colour ○ JDNNC035ANNW

Packaging: Plastic bag | Gross Weight (Packaged Weight): 2kg | 4 17,4 L | Plate available



NARCISO 40

OPTIONS

Im REFERENCES

WITH LIGHT

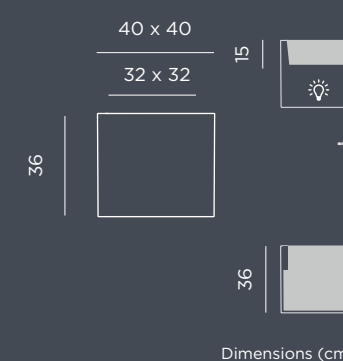
- Solar & Rechargeable Battery | Indoor & outdoor use
- Packaging: 40,5 x 40,5 x 38 cm | Gross Weight (Packaged Weight): 3,5kg | 4 8,6 L | Finished double wall.

- IP65 45 LUMNC040SSNW

OPAQUE COLOUR (WITHOUT LIGHT)

- White Opaque Colour ● JDNNC040BXNW
- Black Opaque Colour ● JDNNC040NXNW
- Bronze Opaque Colour ○ JDNNC040ZXNW
- Terracota Opaque Colour ● JDNNC040TXNW
- Anthracite Opaque Colour ○ JDNNC040ANNW

Packaging: Plastic bag | Gross Weight (Packaged Weight): 2,5kg | 4 27,8 L | Product with water reserve.



NARCISO 50

OPTIONS

Im REFERENCES

WITH LIGHT

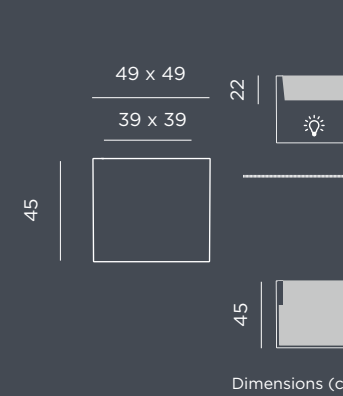
- Solar & Rechargeable Battery | Indoor & outdoor use
- Packaging: 59 x 59 x 59 cm | Gross Weight (Packaged Weight): 6,5kg | 4 19 L | Finished double wall.

- IP65 45 LUMNC050SSNW

OPAQUE COLOUR (WITHOUT LIGHT)

- White Opaque Colour ● JDNNC050BXNW
- Black Opaque Colour ● JDNNC050NXNW
- Bronze Opaque Colour ○ JDNNC050ZXNW
- Terracota Opaque Colour ● JDNNC050TXNW
- Anthracite Opaque Colour ○ JDNNC050ANNW

Packaging: Plastic bag | Gross Weight (Packaged Weight): 5kg | 4 53,8 L | Product with water reserve. Plate available.



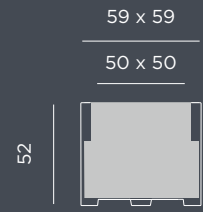
GLOSSARY This technical catalogue is subject to periodic updates, the measurements or finishes may vary in future revisions.

- White light (included)
- Warm light (included)
- RGB light (included)
- Warm light portable rechargeable battery (included)
- Led tube lighting (included)
- Led light flame effect
- Twilight sensor
- Motion sensor
- Electric charge (driver not included)
- Remote control (included)
- Dimmable
- Hanging product
- Floating, not submersible
- Floating & submersible
- Integrated speakers
- Touch control
- Volumen of the plantation area
- IP Indicates the level of protection of the electrical or electronic equipment against the entry of external agents: dust or water
- Made of recycled materials
- Artificial plants included
- Serial connection

GLOSSARY This technical catalogue is subject to periodic updates, the measurements or finishes may vary in future revisions.

- White light (included)
- Warm light (included)
- RGB light (included)
- Warm light portable rechargeable battery (included)
- Led tube lighting (included)
- Led light flame effect
- Twilight sensor
- Motion sensor
- Electric charge (driver not included)
- Remote control (included)
- Dimmable
- Hanging product
- Floating, not submersible
- Floating & submersible
- Integrated speakers
- Touch control
- Volumen of the plantation area
- IP Indicates the level of protection of the electrical or electronic equipment against the entry of external agents: dust or water
- Made of recycled materials
- Artificial plants included
- Serial connection

NARCISO 60



OPTIONS

- White Opaque Colour ●
- Black Opaque Colour ○
- Bronze Opaque Colour ○
- Anthracite Opaque Colour ○

REFERENCES

- JDNNC060BXNW
- JDNNC060NXNW
- JDNNC060ZXNW
- JDNNC060ANNW

Packaging: Plastic bag | Gross Weight (Packaged Weight): 7kg | 484,8L

Dimensions (cm)

ROSA 55



OPTIONS

- White Opaque Colour ●
- Black Opaque Colour ○
- Bronze Opaque Colour ○
- Terracota Opaque Colour ○
- Anthracite Opaque Colour ○

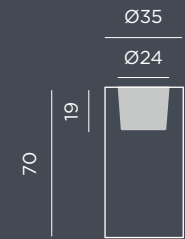
REFERENCES

- JDNRS055BXNW
- JDNRS055NXNW
- JDNRS055ZXNW
- JDNRS055TXNW
- JDNRS055ANNW

Packaging: Plastic bag | Gross Weight (Packaged Weight): 2,3kg | 43L | Plate available

Dimensions (cm)

PALMA 70



OPTIONS

WITH LIGHT

- Solar & Rechargeable Battery | Indoor & outdoor use
- Cable | Indoor & outdoor use



- 45 LUMPM070SSNW
- 600 LUMPM070OFNW

Packaging: 35,5 x 35,5 x 70 cm | Gross Weight (Packaged Weight): 4,5kg | 9,1 L | Finished double wall.

Dimensions (cm)

ROSA 65



OPTIONS

- White Opaque Colour ●
- Black Opaque Colour ○
- Bronze Opaque Colour ○
- Terracota Opaque Colour ○
- Anthracite Opaque Colour ○

REFERENCES

- JDNRS065BXNW
- JDNRS065NXNW
- JDNRS065ZXNW
- JDNRS065TXNW
- JDNRS065ANNW

Packaging: Plastic bag | Gross Weight (Packaged Weight): 3kg | 79L

Dimensions (cm)

PETUNIA RÚSTICA



OPTIONS

- White Opaque Colour ●
- Black Opaque Colour ○
- Bronze Opaque Colour ○
- Topo Opaque Colour ○
- Terracota Opaque Colour ○
- Anthracite Opaque Colour ○

REFERENCES

- JDNPT036BXNW
- JDNPT036NXNW
- JDNPT036ZXNW
- JDNPT036KXNW
- JDNPT036TXNW
- JDNPT036ANNW

Packaging: Plastic bag | Gross Weight (Packaged Weight): 1kg | 17,3L | Plate available

Dimensions (cm)

ROSA 75



OPTIONS

- White Opaque Colour ●
- Black Opaque Colour ○
- Bronze Opaque Colour ○
- Topo Opaque Colour ○
- Terracota Opaque Colour ○
- Anthracite Opaque Colour ○

REFERENCES

- JDNRS075BXNW
- JDNRS075NXNW
- JDNRS075ZXNW
- JDNRS075KXNW
- JDNRS075TXNW
- JDNRS075ANNW

Packaging: Plastic bag | Gross Weight (Packaged Weight): 5kg | 121L

Dimensions (cm)

ROSA 45



OPTIONS

- White Opaque Colour ●
- Black Opaque Colour ○
- Bronze Opaque Colour ○
- Terracota Opaque Colour ○
- Anthracite Opaque Colour ○

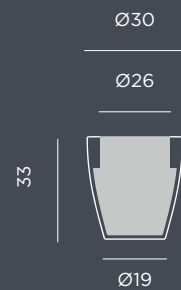
REFERENCES

- JDNRS045BXNW
- JDNRS045NXNW
- JDNRS045ZXNW
- JDNRS045TXNW
- JDNRS045ANNW

Packaging: Plastic bag | Gross Weight (Packaged Weight): 1,5kg | 17,4L | Plate available

Dimensions (cm)

VIOLETA 30



OPTIONS

- White Opaque Colour ●
- Black Opaque Colour ○
- Bronze Opaque Colour ○
- Topo Opaque Colour ○
- Terracota Opaque Colour ○
- Anthracite Opaque Colour ○

- JDNVL030BXNW
- JDNVL030NXNW
- JDNVL030ZXNW
- JDNVL030KXNW
- JDNVL030TXNW
- JDNVL030ANNW

Packaging: Plastic bag | Gross Weight (Packaged Weight): 1kg | 12,5L | Product with water reserve.

Dimensions (cm)

GLOSSARY This technical catalogue is subject to periodic updates, the measurements or finishes may vary in future revisions.

- White light (included)
- Warm light (included)
- RGB light (included)
- Warm light portable rechargeable battery (included)
- Led tube lighting (included)
- Led light flame effect
- Twilight sensor
- Motion sensor
- Electric charge (driver not included)
- Remote control (included)
- Dimmable
- Hanging product
- Floating, not submersible
- Floating & submersible
- Integrated speakers
- Touch control
- Volumen of the plantation area
- IP Indicates the level of protection of the electrical or electronic equipment against the entry of external agents: dust or water
- Made of recycled materials
- Artificial plants included
- Serial connection

GLOSSARY This technical catalogue is subject to periodic updates, the measurements or finishes may vary in future revisions.

- White light (included)
- Warm light (included)
- RGB light (included)
- Warm light portable rechargeable battery (included)
- Led tube lighting (included)
- Led light flame effect
- Twilight sensor
- Motion sensor
- Electric charge (driver not included)
- Remote control (included)
- Dimmable
- Hanging product
- Floating, not submersible
- Floating & submersible
- Integrated speakers
- Touch control
- Volumen of the plantation area
- IP Indicates the level of protection of the electrical or electronic equipment against the entry of external agents: dust or water
- Made of recycled materials
- Artificial plants included
- Serial connection

VIOLETA 40

OPTIONS

Im REFERENCES

WITH LIGHT

Solar & Rechargeable Battery | Indoor & outdoor use



45 LUMVL040SSNW

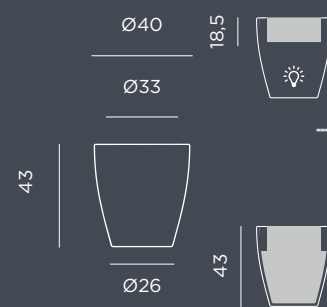
Packaging: 46 x 46 x 46,5 cm | Gross Weight (Packaged Weight): 3kg | 14,5 L | Finished double wall.

OPAQUE COLOUR (WITHOUT LIGHT)

White Opaque Colour ● JDNVL040BXNW
 Black Opaque Colour ● JDNVL040NXNW
 Bronze Opaque Colour ● JDNVL040ZXNW
 Topo Opaque Colour ● JDNVL040KXNW

Terracota Opaque Colour ● JDNVL040TXNW
 Anthracite Opaque Colour ○ JDNVL040ANNW

Packaging: Plastic bag | Gross Weight (Packaged Weight): 2,5kg | 30,6 L | Product with water reserve. Plate available.



Dimensions (cm)

VIOLETA 55

OPTIONS

Im REFERENCES

WITH LIGHT

Solar & Rechargeable Battery | Indoor & outdoor use



45 LUMVL055SSNW

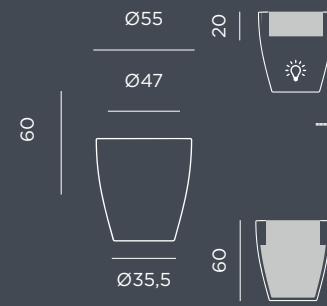
Packaging: 59 x 59 x 59 cm | Gross Weight (Packaged Weight): 5,5kg | 34,7L | Finished double wall.

OPAQUE COLOUR (WITHOUT LIGHT)

White Opaque Colour ● JDNVL055BXNW
 Black Opaque Colour ● JDNVL055NXNW
 Bronze Opaque Colour ● JDNVL055ZXNW

Terracota Opaque Colour ● JDNVL055TXNW
 Anthracite Opaque Colour ○ JDNVL055ANNW

Packaging: Plastic bag | Gross Weight (Packaged Weight): 5kg | 68,2 L | Product with water reserve. Plate available.



Dimensions (cm)

ROUNDED PLATE 30

OPTIONS

REFERENCES

White Opaque Colour ● JDNPR030BXNW
 Black Opaque Colour ● JDNPR030NXNW
 Bronze Opaque Colour ● JDNPR030ZXNW
 Topo Opaque Colour ● JDNPR030KXNW
 Terracota Opaque Colour ● JDNPR030TXNW
 Anthracite Opaque Colour ○ JDNPR030ANNW

Compatible with: Viola 40, Magnolia 45, Rosa 45, Bambú 70, Bambú 90, Petunia y Hortensia 30, Ficus 60, Ficus 80.



Dimensions (cm)

ROUNDED PLATE 40

OPTIONS

REFERENCES

White Opaque Colour ● JDNPR040BXNW
 Black Opaque Colour ● JDNPR040NXNW
 Bronze Opaque Colour ● JDNPR040ZXNW
 Topo Opaque Colour ● JDNPR040KXNW
 Terracota Opaque Colour ● JDNPR040TXNW
 Anthracite Opaque Colour ○ JDNPR040ANNW

Compatible with: Viola 55, Magnolia 60, Rosa 55, Gerbera 45, Azalea 50, Hortensia 40 y Hortensia 40 high.



Dimensions (cm)

SQUARED PLATE 40

OPTIONS

REFERENCES



White Opaque Colour ● JDNPC040BXNW
 Black Opaque Colour ● JDNPC040NXNW
 Bronze Opaque Colour ● JDNPC040ZXNW
 Topo Opaque Colour ● JDNPC040KXNW
 Terracota Opaque Colour ● JDNPC040TXNW
 Anthracite Opaque Colour ○ JDNPC040ANNW

Compatible with: Caléndula 50, Melisa 50, Narciso 35.

Dimensions (cm)

SQUARED PLATE 50

OPTIONS

REFERENCES



White Opaque Colour ● JDNPC050BXNW
 Black Opaque Colour ● JDNPC050NXNW
 Bronze Opaque Colour ● JDNPC050ZXNW
 Topo Opaque Colour ● JDNPC050KXNW
 Terracota Opaque Colour ● JDNPC050TXNW
 Anthracite Opaque Colour ○ JDNPC050ANNW

Compatible with: Narciso 50.

Dimensions (cm)

GLOSSARY This technical catalogue is subject to periodic updates, the measurements or finishes may vary in future revisions.

White light (included) Warm light (included) RGB light (included) Warm light portable rechargeable battery (included) Led tube lighting (included) Led light flame effect Twilight sensor Motion sensor Electric charge (driver not included) Remote control (included) Dimmable Hanging product Floating, not submersible Floating & submersible Integrated speakers Touch control Volumen of the plantation area **IP** Indicates the level of protection of the electrical or electronic equipment against the entry of external agents: dust or water Made of recycled materials Artificial plants included Serial connection

GLOSSARY This technical catalogue is subject to periodic updates, the measurements or finishes may vary in future revisions.

White light (included) Warm light (included) RGB light (included) Warm light portable rechargeable battery (included) Led tube lighting (included) Led light flame effect Twilight sensor Motion sensor Electric charge (driver not included) Remote control (included) Dimmable Hanging product Floating, not submersible Floating & submersible Integrated speakers Touch control Volumen of the plantation area **IP** Indicates the level of protection of the electrical or electronic equipment against the entry of external agents: dust or water Made of recycled materials Artificial plants included Serial connection



The possible differences between the original color, illumination and color captured are due to the printing technique.

NEWGARDEN reserves the right over photographs and designs made, so it is forbidden the manufacture, distribution and / or marketing of the products shown on any media.

NEWGARDEN reserves the right to modify, in whole or in part, without prior notice, any information or technical specification of this publication.

All the information that appears in this catalog in terms of dimensions and capacity are approximate and are susceptible to variations due to improvements in the production process.

#BeHappy

@ Copyright. 2022. Newgarden Spain.

Todos los derechos reservados

**Avenida de Francia, 5-15 30840
Alhama de Murcia. Murcia (Spain)
info@newgarden.es
T. +34 968978806**

